

# THE Woodrack

December/January 2012



## SHOW 2011

**LIW BOARD OF DIRECTORS**

<i>President</i>	Mike Daum
<i>Vice President</i>	Bob Urso
<i>Secretary</i>	Steve Blakely
<i>Treasurer</i>	Mike Luciano
<i>Trustees</i>	Joe Pascucci
	Jim Macallum
<i>Membership</i>	Joe Bottigliere

<i>Newsletter Editor</i>	Daryl Rosenblatt
<i>Web Site</i>	Sanjay Kapur
<i>Show Chair</i>	Robert Coles
<i>Librarian /Video Library</i>	Fred Schoenfeld
<i>Raffles</i>	"Papa" John Hons
	Joe Pascucci
<i>Refreshments</i>	Jean Piotrowski
	Charlie Felsen
<i>Audio/Video</i>	Karl Blessing
<i>Photographer</i>	Jim Macallum
<i>Workshop Coordinator/Food Critic</i>	Charlie James

**THIS MONTH:****Show 2011****President's Message****Mike Daum**

The van load of handcrafted and store-bought toys that were donated to the U.S Marines' Toys For Tots program by our group at the December general meeting were delivered on Saturday morning, December 10. There just so happened to be a collection event at the Constantino Brumidi Lodge Sons of Italy Hall in Deer Park that day. It was the 2nd Annual "Fill The 7 Ton Event" that the Marines sponsored. I was met there by Doug Plotke, Frank Pace, and Steve Costello. When I arrived about 10 am, a good amount of toys had already been presented and laid out on tables inside the lodge. We met with event coordinator Anthony Macaluso Jr. and told him we had some items to donate. He thanked us and said to bring them on in. When I mentioned we could use some help, a dozen Marines in uniform jumped up to assist. I drove around to the back door, and by the time the human chain unloaded the van, your gifts easily doubled the inventory!

It was quite flattering to hear the comments from the public in attendance. "They took the time to actually make these toys?" Another; "What a great group effort." My favorite was "My kids would love these chairs for "time-out" - probably get in trouble just to sit in them." The four of us were feeling mighty proud representing the LI Woodworkers. We posed for pictures and was thanked again by Anthony and the local Toys for Tots Coordinator Sgt. Michael Umbreit. I also presented the monetary donations from a few in our group. As I drove away, I was reaffirmed that there is no doubt that making the effort to give is a great feeling. Thank you one and all for your efforts.

We need to thank Matt Stern for stepping up to champion our 2012 Toys for Tots toy drive. He is already planning to coordinate members of our group to produce monthly quotas to get a good head start. Doug Plotke has generously offered space at his Deer Park warehouse to store the goods until December. I hope that the majority of our group utilizes these resources and gets involved in some manner.

Many thanks went out to the Show Committee at the December general meeting, and again we should congratulate all who worked hard to make the event another great success. Robert Coles will need a successor as Show Chair for 2012, and he and previous Show Chairs are willing to share their experiences to facilitate the position. We would appreciate someone volunteering to take over this responsibility - please let me know that you are interested! I wish everyone a safe and happy holiday, and see ya next year! 🐿

**The Woodrack**

Volume 23 Number 1

**Next meeting**  
**Wednesday January 4th**  
**7PM Brush Barn**

**Subject: Round Robin**



## Secretary's Report

*Steve Blakley*

The November meeting was opened by Mike Daum at 7 PM and asked if everyone was doing good. Mike asked if there were any visitors and/or new members. Joining us tonight were Jason Enz from Massapequa who is working for an ambulance

dispatching company and is in the custom cabinet business; Craig Becker from Huntington Station, a friend of Charlie Morehouse. His occupation is woodworking. And finally there is Paul Dipaoli from Kings Park who is a retired school teacher and has a Hegner Scroll Saw and is looking to use it more. The prospective members were welcomed by the members in attendance.

Mike encouraged everyone in attendance to wear their name badges. New members should write their name on the stick on badges, leave them in the box and a permanent badge would be made. A member mentioned it might be better to take home the badges so that we would have them at the LIW Show. Mike reported he will have the "badge box" at the show and that in the past when members take them home, they somehow disappear.

Steve Costello passed around a sign-up sheet for those members who wanted to make Toys for Tots. About half of the membership in attendance indicated they would participate in some form for the Toys for Tots. The December LIW General meeting will be a "Toys for Tots" meeting with the Marines being in attendance to pick up the toys made or purchased by the LIW membership. Rich Weil donated a few stacks of pine to make toys. Thanks Rich!

Mike reported there is a 10 inch Delta contractor saw in excellent shape for sale for \$450.00 and if anyone wants more information about it to see him.

Mike Luciano was asked for a Treasurer's report, and it will be posted in February on the Member's Only section of the website.

Mike D. then asked for a membership report and Joe Bottigliere reported that there are 228 members for 2011 and 2012 membership dues are now being collected. He also stated that there are some members who never picked up their 2011 membership cards and those members will need them for the entrance to the LIW show in November. Joe also mentioned that the General Membership Fees are \$35.00 per person, the SIGS are \$25.00 for the first two, \$15.00 for the third and \$10.00 for the forth SIG, should you be interested in more than one SIG. Joe reminded everyone that the renewal forms for the membership will be in the next Woodrack and that they should be filled out and submitted with your 2012 dues.

Mike D. then reported that this was election month and asked the Nominating Committee to come up and hold the elections. Charlie Felson (also representing Ed Piotrowski) reported that all the positions with the exception of the Trustees have only one candidate, those in place from last year. Someone said that the Secretary had to "cast the vote" for the incumbents to remain so. I was totally at a loss and must have looked like a deer caught in a cars headlights, but I finally uttered, "I cast the vote", and magically it was done! The incumbents were re-elected. (I never realized I had such power!) Charlie then announced that there were three candidates for the position of Trustee; Jim Macallum, Joe Pascucci, and "Papa" John Hons. After the voting was complete the incumbents in the Trustee category, Jim Macallum and Joe Pascucci were re-elected. Congratulations to all and thank you Charlie and Ed for your work on the nominating committee.

Mike D. then called upon the SIGs to report. Matt Stern reported the LICFM will be demonstrating "other



forms of making dovetails”. Rolf Beuttenmuller of the LISA reported that Steve Blakley will be giving a demonstration on using the Coyote Software to make a scroll saw pattern. Steve Fulgoni reported that the LIWG would be showing their “holiday projects”. Charlie Felsen reported that the SSOW would be working on open carving and having their elections.

On the topic of the LIW Show, Bill Leonhardt reported he has a van and if someone in the area of East Patchogue has the need to transport something, he is willing to volunteer. Vic Werny reported on the garage sale. All items need to have your name and price on a 2 x 1.5 inch tag attached to the item. The garage sale sells most all tools that are brought in. There is a charge of 15% for the first \$100.00 and 10% thereafter. This goes to the club. Show Chairman Robert Coles reported he needs extension cords, duct tape, lighting, walkie talkies. He also reported that there is one official entrance, marked in red. The green entrances will be for vendors. There are three wood vendors; Lakeshore Hardwoods, B&D Lumber in Freeport, who has saw blades and fine wood, and Wood-mizer. Doug Bartow had a real nice sign made up for the LIW show. Iris Zimmerman reported that items being brought into the gift shop should be labeled with the sellers name and price. If you are selling something, Iris requests that you volunteer at least two hours during the day to the gift shop. The same percentages go to the club as with the garage sale. Robert reported there would be free pizza for volunteers on Friday and that you should be there on Friday at 9:30 AM. There are also discount tickets for those who want them. Mike L. reported that he made a segmented bowl that will be auctioned off to attendees (not LIW members) leaving their email address...(great prize guys!) Robert reported there were some real nice door prizes that he is going to surprise the club with. Gene Kelly reported he will be at the Tooling (jigs and fixtures) table. Please bring in your jigs and fixtures so they can be displayed at the table. This is always an interesting exhibition. Mike D. reported he only has 44 applications for the show and needs much, much more.

For show and tell, Ed Dillon showed toy trucks for the Toys for Tots; Russ Glazer showed a slide show of a 14 foot sail boat he recently built of wood, maple and cocobolo; Pete Profeta showed a real nice handgun case of curly maple and mahogany which was made for a Colt 1911ACP; Gary Goldberg showed a nice end grain cutting board of maple and oak; Rolf B. showed a wooden pad lock of cherry, maple, and walnut and a chain made from the scroll saw. Rolf cuts these for future issues of “Creative Woodworks and Crafts” magazine. Hopefully one of these projects will land on the cover!

Mike D. responded to the suggestions that were received at the last LIW general meeting. They are as follows:

#### QUESTION:

Could someone do a short demo about the clubs FACEBOOK information?

RESPONSE: At this time there is not a great deal of interest in using Facebook as the LIW medium and we are going to keep the website as our main choice. Should more members become interested in using Facebook, I will put together a short presentation on how to use it. If anyone wants individual information, I will gladly talk to them about it....please see me after the meeting.

#### QUESTION:

Printing and Mailing of the Woodrack - Use the embarrassment treatment. Make a sign similar to the Late Dues Payment Sign used at the March 2011 meeting. This will force members to get connected or go to the library.

#### RESPONSE:

Most, but not all of our members, who receive a hard copy (received via the US Postal System) of the

Woodrack do not use email. We should not penalize those members by having to go to the library to read the current issue. We do keep a (mailed) copy here in the LIW library for anyone who needs to see it.

I would like to stress that those who read the hard copy version of the Woodrack get less information than is featured in the electronic version. Some time ago there was a decision by the Executive Board to keep the hard copy version of the Woodrack at the first class postage rate. This necessitated it being restricted to a total of 12 pages. As we quickly found out, the electronic version could get much more information because it did not require any additional costs, and the electronic version has expanded over time.

Mike D. introduced Steve Meltzer who works at Steinway Piano. Steve will demonstrate how to repair veneer. Steve started by telling us that he made a few controlled damaged pieces of veneer on MDF just a few hours earlier. There was a blister, side and edge damage, middle damage and a piece on how to repair holes in burls. First he worked on the blister in the center of a piece. He explained how sometimes you cannot see the blister but you can hear it crackle when you run your hand over it. For this process he prefers Capt. Tolley's Creeping Crack Cure <http://www.captaintolley.com/> glue. You score the blister along the grain with an x-acto knife until you get where the blister starts and stops. Then use a shim stop or a thin putty knife to pick up the veneer and put in the glue. The glue can be put in with a shim or you can put it in with a syringe. Use a roller to squeeze out the glue and make sure you have not overlapped it. Wax paper under a block will help stop sticking when you clamp it down.

Steve uses a ground down file to knock off the excess veneer. Take a file to a machine shop and have them file it down completely smooth.

The second method on side damage he said he uses the "tombstone" shape. To do this, you use your router with whatever flat bottom bit you would need to cover the damaged part, using a piece of wood to make sure you make a straight cut. After you rout out the damage (Steve routes it out just slightly thinner in thickness than the replacement veneer), you cut the piece of veneer the same width as the router bit, using an x-acto knife. Then you use a wood chisel to make the top of the tombstone in the veneer (which will match the roundness of the router bit). Slide the gouge around the top of the tombstone and then when done, sand the piece until it fits exactly. After that you simply use glue to put the piece in place and clamp it down good. Steve prefers (the original) Titebond glue for his projects.

For edge banding Steve uses a veneering iron right over the veneer which is glued on with the same Titebond glue. He only puts the glue on the side to adhere the veneer to and presses the veneer onto it. He knows the glue is cured when the glue starts to bubble out the end. Remember when working with a real piece to be finished to tape the edges so squeeze down will not get on the rest of the furniture.

Middle damage: Steve takes three pieces of wood with the center piece just wide enough to cover the damage. The two outside pieces will act as a router guide. After clamping the two outsides down and having them nice and tight, remove the center piece. Use the two pieces of clamped down wood as a guide to rout out the damage. Then take the original center piece of wood and use that as a guide to cut out a replacement piece of veneer. In all cases try to make the veneer grain match. Remove the two pieces of wood from the furniture that you used as a router guide and lay in the new piece of veneer for a fit. You may want to add some blue tape to one edge after it is fitted so you can open it "like a book" and put glue in the damaged area. Then you can simply flip the veneer back over and it should be a perfect fit. Roll and clamp as you normally would.

Burls: Burls will have holes....and they will take a lot of glue. There are burl punches you can get in differ-

ent shapes and sizes. Companies such as Veneer Systems Ltd. [www.veneersystems.com](http://www.veneersystems.com) carry these punches, but they can be somewhat expensive. Once the damaged hole is removed, use the same punch to make a replacement from another part of the veneer. Glue and clamp as before. Remember to use dark glue with dark veneer.

Top side/edge chip off: If it is big enough use the straight edge and a piece of wood for a router guide. Angle the piece of wood the same degree as the break. Use your router again and cut out the piece. Then cut a piece of veneer (at the right grain angle) that will fit. Glue and clamp as necessary.

One last repair Steve spoke about is what he calls the “natural repair” he uses on small parts. He uses his hands to break the piece of veneer to the approximate size and forces it into the hole using a lot of pressure to clamp it down. The pressure will smash into the hole.

Always make sure you wait a few hours to let the veneer dry. The longer you let the glue dry the easier it will be to trim.

Steve did a great job in showing us how to repair veneers. Thanks so much Steve!

The December meeting started at 7:24 PM President Mike Daum asked everyone to settle in. The meeting started a bit late because there was a big agenda for the December general meeting, including those members who brought in items for the Toys for Tots program. Mike also reported that if you brought in or made an item for Toys for Tots, or made a monetary contribution, that there is a special raffle during this meeting. A ticket for each item (up to 5 per person) will be allotted. Mike Luciano will accept the contributions (which turned out to be \$285). He also reminded everyone that the 2012 dues are due and that Joe Bottigliere is here to collect that. Joe B. also reported that we have about 50 paid members before the meeting started.

Mike announced that there some battery chargers, batteries and cases left over from the Show and that they would be on a table in the front for anyone who wanted them at a flat rate of \$5.00 per item. All items are brand new.

Mike reviewed the 2011 LIW Show and said it was a huge success. There was a big “Thank You” for the membership committee; all did a great job, and the Show committee took a bow. Mike asked for a show of hands on having a Show next year and the vote was unanimous. However, Mike did mention that Old Bethpage Village Restoration might be undergoing some budget cuts and it is rumored that our contact person there, Jim McKenna, will be retiring. We will have to wait and see if this location will be available for us next year. We hope to make OBVR a regular thing. Mike encouraged any member in good standing to come forward to run the Show next year, as Robert Coles has declined to run it again. Mike will be in touch with the membership via email for a new Chairperson for next year. There was a special thanks to one volunteer. The gift of a Shaker furniture book was given to John Moloney, who is always at the door, always helping out, never complains and never leaves his position. Thanks John!

Mike then continued, and said that as you see the toys are here, unfortunately the Marines are not...other commitments prevented them from being here. Mike will deliver the toys and anyone wanting to go with him is welcome. (It should be noted Mike did deliver the toys and contributions to a Toys For Tots collection event at the “Sons of Italy” in Deer Park, where the Marines were accepting these items.) Mike also stated he knows our show inhibits our members from making toys at the last minute and we need to have someone champion the making of toys during the year.....and a champion did stand up. Matt Stern will head the

program for 2012. Thanks Matt! Steve Costello and Bob Schendorf have once again made their shops available. OK, back to the show. Mike thanked Steve Price for the wonderful collage display of pictures brought to the meeting tonight and thanked both Jim Macallum and Steve P. for their wonderful photographing session of all show projects. Thanks to both photographers!

At this point we turned to our Show and Tell items...Matt Stern is making a doll house for his granddaughter and has a whole bunch of shingles left....Matt generously gave them to another member; Mike Josiah showed a beautiful Christmas theme plate with stones embedded in it. To make it you need stones with a hardness of 3 to 6 and then use silicon carbide sandpaper with a hardness of about 9 to sand the stones flush to the wood. Andrey Mudragel showed some wooden tool holders he made that would fit on a peg board. There were two potential members at the meeting, Joe Hopke heard about the club from a friend and is an architect. Joe Locciano is retired and likes to make canes. Welcome to both! Mike reported we are still interested in becoming a 501 C3 organization and also still interested in having an education center and that if we ever get a benefactor who is willing to donate space and land, we will jump on that.

With that we started the slide show and gave out the prizes from the 2011 Show.

The SIG's were then asked to give a report on their schedule. Matt Stern with the LICFM informed us that on Tuesday they would hold their semi-annual round robin, questions, problems, etc. and holiday party, and welcomed incoming president Bob Schendorf. Steve Fulgoni reported that their LIWG would have their holiday party and chapter challenge; Incoming President of the SSOW reported there would be a holiday party and open carving at the next meeting and also reported for the LISA that there would be a holiday party and ornament exchange at their meeting.

Mike Daum reported he is still looking for a person to do the website. New members will not have membership privileges on the forum until we can work this out.



## Secret Society of Woodcarvers

Steve Blakley

The raffle was held and some nice  
**T**he October meeting of the SSOW was opened at 7:15PM by the Secretary Treasurer Steve Blakley. Steve encouraged all to purchase raffle tickets. A membership and treasurers report was given and accepted. There were no new candidates for the SSOW board. Current candidates are President - Richie Zimmerman; Vice President - Charlie Felsen; Secretary/Treasurer - Iris Zimmerman

Bob Urso had a laptop with a DVD showing how carving wooden boots and would keep it running during the meeting for all to look at. Matt Reardon was the winner of a very nice donation from Bob U.

For Show and Tell Ed. J was working on his cowboy face; Debby N. showed her tree; Iris Z. showed her tree and reported she was beginning to work on a relief carving; Tim R. showed his snowman; Matt R. had a tree and his hedgehog; Joe R. showed a tree and a bear he started; Ray B. showed a ghost and a Scotty dog; John H, Richie Z. and Steve B. had their trees out and a pot bellied bear they were working on and Bob U. showed the pot bellied bear he started.

Then the open carving session began.


prizes were given out.

Mike had a few announcements:

\* In an effort to foster the use of email Woodrack, the Executive Board decided that members who receive a USPS copy of the Woodrack will no longer have access to the MEMBER FORUM of the Woodrack. Those members will still have access to the general section. *(Secretary note: Please remember that the emailed copy of the Woodrack is VERY OFTEN more inclusive than the USPS version because the USPS version needs to be kept to a maximum of 12 pages for postage reasons.)*

## The Gallery

Bob Schendorf



For those of you who don't watch cable news, I have recently been elected as president of the Cabinet makers SIG. Now I think the cable networks are making a bigger deal than it is, and I really don't think it's a harbinger of things to come in 2012. Also, I'd like to clear up one thing. I was misquoted. I did not *promise* to run my administration like former Italian Prime Minister Berlusconi, I simply muttered "Gee, wouldn't it be cool if I could run my administration like former Italian Prime Minister Berlusconi?" In the mean time I have my nutty Latin wife running around looking for a gown and tiara for the ball... and ...well maybe we do have a communication issue, I *dunno*.....

I would however, like to once again, publicly thank Matt Stern for taking the Cabinet Makers SIG from its infancy to its adolescence (editor's note number 1: Just what we need. A group of teenage SIGers with sharp tools). The entire group owes you its thanks for your years of dedication.

My administration, and I are ready to take the group in a new direction, and I would ask you all to keep an eye on us, and invite you all to come to a meeting and see if you like where we are heading.

I am writing this month's column on Sunday night, immediately after the show., which I think was a success. Maybe not our biggest and best, but a success nonetheless.

Thank you very much Robert Coles, and the rest of the show committee for your dedication, and congratulations Mike, you pulled it off again. (Hey Daryl, I'm dropping so many names this month maybe we should change the format of my column to a gossip column! I could do salacious headlines like; "Guess which certain board member, who vows to love a certain Hawaiian wood was seen with a sheet of MDF" )

Anyhow, from the Gallery's point of view, it was a great success. We sold a few pieces, but more important, we confirmed that there is in fact a clientele out there that appreciates our work, and is happy to know that there is a place where they can come any time and purchase it. It was also great to spend a weekend with fellow members, just talking about woodworking.

As I said last month, when I opened my place, I had no idea how much I didn't know about this business. But this year I was amazed by how my perspective has changed. When I sit down with a client, I tend to design with my ego, almost like a spoiled child; demanding that my work be the focal point of the room, if not the entire home; whereas when I work with my designer, I am making a piece that should fit in, and not demand full attention. (there are of course exceptions, i.e. The Albatross, which the client wanted to in fact be the focal point) Think about it: When you walk in to a beautiful house, your first impression should be; "Wow, what a beautiful home!" Not "Wow what a beautiful and accurate reproduction of an early Sheridan!" After you sit down



and take in the whole experience, and flavor, maybe after your host serves you a beverage (adult or otherwise) and you've had time to soak it all in, then you notice the details. "What a beautiful cabinet." "This coffee table is gorgeous." (editor's note number 2: the coffee table should always be the first thing you notice!!!), is that a real antique or a fabulous reproduction?"

This is where I think we, as woodworkers shine, after the architect (and editor's note number 3, nothing and nobody shines after the bright light of the architect...did I mention I am one?), after the GC, after the designer, that's when your senses get to discover and take in the skills of the furniture maker/ artisan. You could certainly make the argument that my perspective is skewed towards pleasing the consumer and realizing an economic gain from my pieces, and you'd be right.

I constantly break Adam's chops about those "Purist New England " types , with their hand rubbed oil finishes, and their shops in barns overlooking streams in some quaint little New England Towns (with their wives who have to work three jobs to support them, mine only has to work two to support me. Ha !) But thank goodness we have them.

Different perspectives; another thing that makes our craft so interesting to me. I don't know if I'm getting any smarter, but I am enjoying the way my mind is working and the different way I've been looking at things lately.

I'm pretty sure I said it last year, (I'd look it up but really, who can stand to read this dribble twice?), but we are a very talented group. And you guys and gals never fail to impress me every year. It has been a good year. We're all here reading this, so really, how bad could it have been? I would like to wish all of you and your families, the happiest of holidays....and of course remind you that I sell the full line of General Finishes. (What's the holidays without a little unadulterated commercialism?) And we do still have plenty of shelf space left !

# WINNERS SHOW 2011



**BEST IN SHOW**  
**Mark Suesser**  
**Windsor Chair**

**FURNITURE 1 BEDS & TABLES (WITHOUT**



**FIRST PLACE - ADAM SCUDDER  
Side Table**



**SECOND PLACE - DARYL ROSENBLATT  
Coffee Table**



**THIRD PLACE - PAUL GALANTE  
Smile Bench**

**FURNITURE 2 DESKS & CASEWORK/CABINETRY**



**FIRST PLACE - BRIAN MCKNIGHT  
Cabinet on Stand**



**SECOND PLACE - ADAM SCUDDER  
HALL TABLE**



**THIRD PLACE - RICH MACRAE  
Writing Desk**



**FURNITURE 3 CHAIRS**



**FIRST PLACE - MARK SUESSER  
Windsor Chair**



**SECOND PLACE - CRAIG BECKER  
Stools**



**THIRD PLACE - ADAM FISHER  
Garden Bench**

ACCESSORIES



**FIRST PLACE - FRANK GULOTTA  
AUTUMN CLOCK**



**SECOND PLACE - STEVE PRICE  
JEWELRY BOX**



**THIRD PLACE -ED MOLONEY  
CANDLEHOLDER**

**TURNING**



**FIRST PLACE - MIKE JOSIAH  
Inlaid Platter**



**SECOND PLACE - ED PIOTROWSKI  
BLUE BOWL**



**THIRD PLACE - CHARLIE FELSEN  
SPALTED MAPLE BOWL**



SEGMENTED TURNING



**FIRST PLACE - GARY MAYHEW  
Diamond Bowl**



**SECOND PLACE - GABE JAEN  
THUNDERBIRD PANEL BOWL**



**THIRD PLACE - MIKE LUCIANO  
SEGMENTED BOWL**



CARVING



**FIRST PLACE - FRANK NAPOLI**  
**Dragon Cane**



**SECOND PLACE - MARK VOSBURGH**  
**Striped Bass**



**THIRD PLACE - ROGER SCHROEDER**  
**Eagle**

SCROLLWORK



**FIRST PLACE - RICH ZIMMERMAN  
Cathedral Clock**



**SECOND PLACE -FRANK GULOTTA  
REPLICA VICTORIAN MIRROR/PLANTER**



**THIRD PLACE - IRIS ZIMMERMAN  
Clock**

INTARSIA/MARQUETRY/INLAY



**FIRST PLACE - ROLF BEUTTENMULLER**  
**LION CUB**



**SECOND PLACE - ANDI STIX**  
**"NEVER ENOUGH"**



**THIRD PLACE - IRIS ZIMMERMAN**  
**Door Cornice**

TOYS/CRAFTS/GAMES



**FIRST PLACE - TODD JETTE**  
**Truck**




**SECOND PLACE - ROGER SCHROEDER**  
**Miniature Sacristy**



**THIRD PLACE - BOB URSO**  
**Train**



UNIQUE



FIRST PLACE - CRAIG BECKER  
GUITAR



SECOND PLACE - FERNAND  
NEUENSCHWANDER  
Plane



THIRD PLACE - NORMAN BALD  
Specialty Vise

NOVICE



**FIRST PLACE - LARRY SCHWARTZ  
TILED TABLE**



**SECOND PLACE - ANDI STIX  
"Red Ginger"**



**THIRD PLACE - PAT DOHERTY  
Mirror**

**JUDGES COMMENDATION**



**JIM BROWN**  
**Display Cabinet**



**BARRY SALTSBERG**  
**"Little Round Thing"**



**COREY TIGHE**  
**Coffee Table**

JUDGES COMMENDATION



**BOB MARTIN**  
**Bowl**



**MIKE LUCIANO**  
**Rocking Chair**



**GREG MEISSNER-STUDENT**  
**Clock**



JUDGES COMMENDATION




**DANIL LUKIN - STUDENT  
Hedgehog**



**JON MACARELLO - STUDENT  
Table**



**BRIAN ROBERTS - STUDENT  
Lamp**



Life does not get better than this. The LI Woodworkers show with my grandsons Dylan, Stephen, and Wesley.

Doug Plotke

# SHOW SNAPSHOTS

























## Turner's Guild

*Mike Josiah*

The November turners meeting was held on 11/10 and led by President Steve Fulgoni. The December meeting will be the annual Holiday party. An email will be sent out to see who will be bringing soda, cake etc for the party.

The December meeting will also hold the next Chapter challenge. This challenge is for holiday ornaments or anything holiday related.

To help the raffle, please start to bring in extra wood blanks you may have to donate to the raffle. This will help generate more interest for it, and can also get wood blanks to people who may not have access to them.

The 2012 dues are due, please see Joe Bottigliere.

Another thought is for the us to bring in used turning tools or tools we just don't use to sell to the other turners in the club. This can also start in the December meeting.

There was quite a bit of show and tell tonight.

Barry Saltsberg brought in a bowl and vessel from "Hurricane Irene" wood. They were both made from



black birch; Gabe Jaen brought in a segmented vessel with a zigzag feature ring; Eric Jean brought in a goblet and a candy jar; Mike Luciano Brought in a spalted maple bowl; Gary Mayhew brought in a segmented bowl made from maple and blood wood

Marty Platt brought in a candle stick; Ed Moloney brought in Celtic Knot candle sticks and a Celtic Knot lamp; Mike Josiah brought in a black walnut bowl, a mahogany platter with a stone inlay and a big leaf maple platter with a carved tree stone inlay; The topic tonight was natural edge goblets and was given by Ed Piotrowski

Some tips for turning natural edge goblets.

Keep the pith off to one side or off center

Branch wood works best, the pith is naturally off center; Make sure the center marks are aligned on both sides. You must be careful not to cross over the pith; Place a washer on the tip of your live center to prevent the tip from being forced into the wood too far

Winter is the best time to cut blanks for natural edge items. The bark has a much better chance of staying on. That's it! Happy Thanksgiving!!!

The December turners meeting was held on 12/8 and led by President Steve Fulgoni. This meeting was our annual Holiday party.







This meeting held the next Chapter challenge. This particular challenge was for anything holiday related. Many people brought in some really nice pieces. The next Chapter Challenge will be in February and will be on Spindle turning.

The 2012 dues are due, please see Joe Bottigliere.

There will be a joint SIG meeting at Bob Schendorf's shop for turners and cabinet makers on making furniture. The date is to be announced. All are welcome!

The different club logos were shown and everyone liked them. Steve is checking to see if the most popular one can be embroidered or not. (It may be too intricate).

The Morgan Center is looking for donations to auction off at their annual fund raiser. The Morgan center provides school and some normalcy for children under 6 with Cancer. Please see Mike Luciano to give him your donation(s) they will be needed by March/April. Mike will check on the exact date.

The TV Channel "Create" is once again showing Tim Yoder's woodturning show: Woodturning Workshop. It is currently on at the following schedule for December: January will hopefully follow on the same schedule.

TUE, DEC 13 Turned Tern •11:00 AM •5:00 PM  
•11:00 PM

WED, DEC 14 Turned Tern •05:00 AM

THU, DEC 15 Mortar and Pestle •11:00 AM •5:00 PM  
•11:00 PM

FRI, DEC 16 Mortar and Pestle •05:00 AM

TUE, DEC 20 Hollowing and Slumped Glass  
•11:00 AM •5:00 PM •11:00 PM

WED, DEC 21 Hollowing and Slumped Glass  
•05:00 AM

THU, DEC 22 Toy Lawnmower •11:00 AM  
•5:00 PM •11:00 PM

FRI, DEC 23 Toy Lawnmower •05:00 AM

TUE, DEC 27 Green Wood Goblet •11:00 AM  
•5:00 PM

WED, DEC 28 Green Wood Goblet •05:00 AM

THU, DEC 29 Norfolk Island Pine Bowl •11:00 AM  
•5:00 PM

The party was a great success. Many thanks to all that brought in food and especially to Jean for arranging the catered food. It was great!

Happy Holidays!!



LISA

Jean Piotrowski

to all who participated, but especially to Joe and Ed for assembling the clock, and to Rolf for installing the sound package. Congratulations to the Reardon Family on winning the clock.

Rolf also congratulated the show winners – Richie Zimmerman, Iris Zimmerman, Andi Stix and Frank Gulotta. Great job by everyone involved in the show this year. The mini clock display generated a lot of interest.

The December Meeting will be the annual Holiday Party and Ornament Exchange. Please let Rolf or Jean know if you will be participating this year.

Tonight's meeting topic is the Coyote Stencil Software, demonstrated by Steve Blakely. This software is used to create a scroll saw pattern from a photo. It is an uncomplicated software and relatively easy to use. You can import any JPG photo to cre-

ate a pattern; Steve demonstrated several photos and also discussed the major differences between this version of the software and the newer version that was just released. He was one of the testers of the new version, so was able to share some of the changes with us. The new version is now available for purchase and retails for \$99.00.

Andi also showed us how she creates her patterns for her pieces using PhotoShop. It is a much more complex software, allowing for more creativity. Andi's artwork uses more of the Intarsia Technique and requires different software. She shared with us her newest design and discussed the different stages of development. We can't wait to see this piece at next year's show.

The November 17<sup>th</sup> meeting was called to order by Rolf at approximately 7:15 pm, and it began with nominations and vote for 2012 board members. Joe Pascucci was the nominating committee. There were no members running for positions, so the existing board was re-elected for 2012.

President	Rolf Beuttenmuller
Vice President	Ed Piotrowski
Secretary	Jean Piotrowski
Treasurer	Iris Zimmerman
Trustee	Charlie Felsen

As the newly re-elected president, Rolf has requested that all members submit ideas for next years meeting topics. Please send all ideas to Rolf.

New Business – Richie Zimmerman suggested that the scrollers look into t-shirts with a club logo. Anyone with ideas on logo design, please bring to the next meeting.

Welcome to the two new members joining the club.

Membership Report – The club has 35 paid members. The collaborative clock project cost the club \$128.50. We took in \$295.00 in raffle ticket sales.

This year's clock was an ambitious project. Thanks







STEVE MELTZER AT THE NOVEMBER MEETING.







TOYS FOR TOTS AT THE DECEMBER MEETING. PHOTOS BY CHRISTOF BLUMRICH







Delivering the  
toys to the  
Marines for  
Toys for Tots.



## 2012 MEMBERSHIP RENEWAL

Complete this application by clearly printing the information requested in the spaces below, and returning this form, along with your check in the amount of **\$35.00** to:

**Joe Bottigliere**  
**1238 Church Street**  
**Bohemia, NY 11716**

Checks should be made out to the **Long Island Woodworkers**

**NAME:** \_\_\_\_\_

**Address:** \_\_\_\_\_

**City:** \_\_\_\_\_ **State:** \_\_\_\_\_ **ZipCode:** \_\_\_\_\_

**Telephone:** \_\_\_\_\_

**E Mail Address:** \_\_\_\_\_

**Alternate Telephone:** \_\_\_\_\_

**Primary woodworking interest:** \_\_\_\_\_

**Other woodworking related interests:** \_\_\_\_\_

**How would you rate your skill level:** \_\_\_\_\_

**What would you hope to gain from the club:** \_\_\_\_\_

**COMMENTS, SUGESTIONS, EXPECTATIONS:**

\_\_\_\_\_

**SIGS - \$25 first two; \$15 third; \$10 fourth:**

**CABINETMAKERS:** \_\_\_\_\_

**CARVERS:** \_\_\_\_\_

**SCROLLERS:** \_\_\_\_\_

**TURNERS:** \_\_\_\_\_

## The Marketplace

Routers,Sanders,Drills and more for sale,  
**Dennis Taddeo 631 543 2256**

L.I. School of Classical Woodcarving &  
Woodworking Schedule for 2007 visit;  
**[http:// homepage.mac.com/walterc530/](http://homepage.mac.com/walterc530/)**

Makita LS1013 10" Dual slide compound  
saw extra blade & Woodhaven .drop  
stop system .Mint condishion Never  
moved around. \$295.00

**Jim Clancy 516-822-8250**

Delta Unisaw for sale (excellent condition)  
best offer.I recently bought a new 10" Left  
Tilting Unisaw and no longer need my  
Right Tilting Unisaw (which is in excellent  
condition)

Specs:

Model 34-802 10" Right Tilting Arbor  
Unisaw

3 HP, 230 volt, 12.4 amp Single Phase

Model 34-897 52" Unifence system

Model 34-998 Table and Shelf (extension  
table and Shelf for above)

Model 34-974 Deluxe Uniguard  
"USA Made"

**Howard Whitman**

**Home: 631-586-5815**

**Cell: 516-805-9651**

**Email: [hwhitbross@gmail.com](mailto:hwhitbross@gmail.com)**

---

LONG ISLAND WOODWORKERS



4 Pam Court  
South Setauket, NY 11720