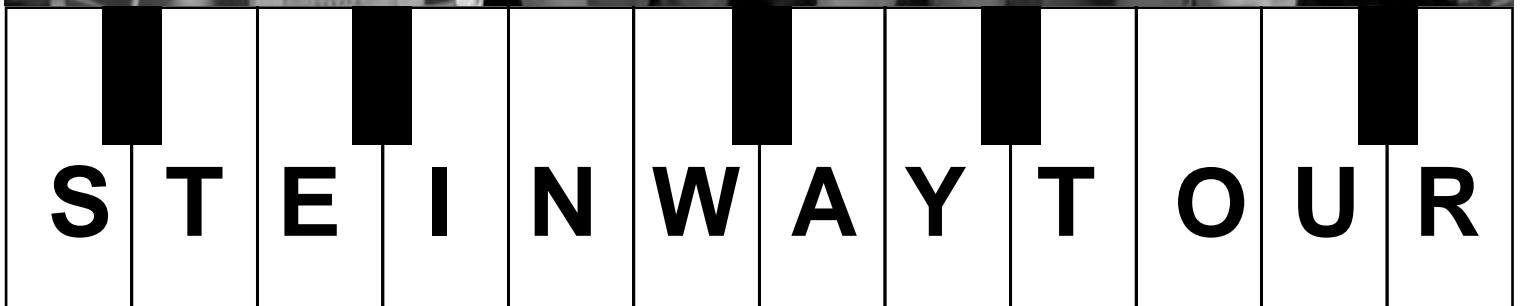



THE Woodrack

December 2005



President's Message



Mike Daum

LIWC Board of Directors

<i>President</i>	Mike Daum
<i>Vice President</i>	Bob Urso
<i>Secretary</i>	Gabe Jaen
<i>Treasurer</i>	John Seiple
<i>Trustees</i>	Joe Pascucci
	Brian Hinteman
<i>Membership</i>	Joe Bottigliere
<i>Newsletter Editor</i>	Daryl Rosenblatt
<i>Web Site</i>	Harry Hinteman

<i>Show Co-Chairs</i>	Mike Daum
	Bob Urso
<i>Librarian</i>	Kevin Morgan
<i>Video Library</i>	Steve Gazes
<i>Raffles</i>	Ed Schnepf
<i>Refreshments</i>	Neal Fergenson
<i>Photographer</i>	Jim Macallum
<i>Historian</i>	Brian Hayward

FEATURES

STEINWAY TOUR

WHAT'S IN YOUR SHOP APRON?

COLUMNS

- President's Message
- Show Biz
- Secretary's Report
- Notes from the Editor
- Program Committee

SIGS

- Turner's Guild
- LISA News
- 100 Toy Gang

"The views expressed within are not necessarily those of the Long Island Woodworkers' Club, it's Board of Directors, or the editorial staff".

The Woodrack

Volume 17 Number 12

Next meeting:

Toys for Tots

Wednesday, December 7th
Brush Barn, Smithtown, NY

It is my honor to serve once again as president of our fine organization. I want to thank all of you for the support and encouragement in my responsibilities, and I will continue to rely on your ideas and suggestions that will allow all members to benefit from their hard earned dues (and I hear there's a new Hummer H3 coming out).

Thanks also to our incoming and outgoing trustees, the only change of officers of the club. While Brian Hinteman can be hardly considered "outgoing", his presence will be missed at the board meetings (and on the trampoline). I trust that his concern for protecting the membership at large will be continued by Jim Macallum, who will take the position in January 2006. In stepping down, Brian expressed that he wanted to find time to build a Show exhibit project instead of worrying so much about the price of fuel oil for the club jet.

On a more serious note, I spoke at length with Aubrey Rogers, shop supervisor of the Greenville, South Carolina Woodworkers' Guild which was recently featured in Fine Woodworking magazine (July/August 2005) for their efforts in obtaining a functioning workshop. He relayed that their membership is similar to ours in comparison, and that they had the same obstacles in procuring a clubhouse. Luckily for them, their abundant charitable work was noticed and led to a member donating existing warehouse space of 5,500 square feet to establish their workshop. They pay the exorbitant fee of \$1.00 a year for lease space. That's one dollar, no misprint. They had to raise the money from donations, grants, and the membership to renovate and outfit the space with tools. The workshop operates very successfully, yet it is too small for both a shop and meeting place. Aubrey says they are now saving money to find a space of 12,000 square feet to include both the meeting hall and shop.

As for the issue of insurance, believe it or not, they knowingly operate without sufficient liability for the guild, but do have a liability policy for officers of the guild and indemnification for the 27 shop supervisors. Guild members sign a waiver of responsibility, and are made fully aware that if they should pursue a lawsuit, the guild will shut down. In addition, all members using the shop are certified to use each machine they want to operate. Despite the safety measures, the risk of accidents are real, and after three serious injuries due to operator inattention, there were no repercussions.

Continued on page 9



Secretary's Minutes

Gabe Jaen

Mike Daum started the meeting at 7:08 PM with comments about his new, even shorter haircut. Those of us that remember the dreadlocks a few years ago, well it's a drastic change; only in appearance, everything else is still the same Mike. Vows were made, vows were kept.

He quickly mentioned the needed projects for the upcoming show, then as quickly gave kudos to the newsletter committee.

Mike then called upon the nominating committee, which was Karen Saccente and Kurt Dietrich to take over and commence the election process for the next slate of club officers. The election was a combination of show of hand and the count of ballots that were turned in to the committee prior to the meeting from members who couldn't be there. The newly elected officers are; Mike Daum, President, Bob Urso, Vice President, Gabe Jaen, Secretary, Joe Bottigliere, Membership Chairman, John Seiple, Treasurer, Joe Pascucci and Jim Macallum, Trustees. The new officers will assume their roles at the January 2006 meeting.

The meeting continued with a discussion of the problems dealing with insurance coverage for the proposed clubhouse. Liability insurance coverage is the problem. Any assistance from the members on this subject will be appreciated.

Matt Stern mentioned to the members the health risk in not using a face mask when cutting wood, particularly the exotics like Brazilian mahogany. He failed to do so and got an infection as a result. I remember Aime Fraser, a seasoned woodworker, mentioning her infection when cutting walnut without a face mask. So take heed.

The Cancer Center for Kids, part of Winthrop University Hospital in Mineola, sent the club a thank you letter on behalf of all their young patients for all the hand made toys. These are the toys the 100 Toy Gang makes during the year and distribute to various agencies like Winthrop Hospital. Good work guys.

Kevin Morgan, the club librarian, will reduce the number

Show Biz

Mike Daum



You may notice that the printed exhibit form included in this issue has a bit more information added. The revision will help you with some questions regarding the exhibits, and help me in getting some answers from you about your projects. At the December meeting, I want to take a few minutes to address the crowd with any more questions you may have, and maybe all of us can help to inspire you with ideas for projects, especially if you are stuck on what to make for the exhibit.

100% member participation is expected, so we can anticipate well over 300 projects (I can wish, can't I?) Realistically, less than half the membership has been actively participating in the past years of the Show's history, but I am always hoping to increase this. With less than four months ahead of us before April 1st, there's no time to waste in making the decision on your project.

The Show committee is also looking for at least two members to recruit for making some follow up phone calls to prospective vendors. We are still looking to fill the floor space in the Hofstra University Arena. We need willing members to make phone calls during business hours. The Show will reimburse you for any long dis-

Continued on Page 9

of books and videos he carries in every meeting. If there is a particular book you want that is on the web site listing, let the librarian know before hand and he will have it on hand for you at the meeting.

Joe Pascucci told the members about the classes he took at the Brookfield Craft Center located in Brookfield, CT. Catalogs of the Craft Center were available at the meeting. There are about 34 different classes and workshops available from ceramic to mosaics. Yes, there are wood-working classes, check them out on their website www.Brookfieldcraftcenter.org.

Young Brendon Leslie made an appeal to the members for any donations to the Oakdale Bohemia Junior High School's craft show to be held November 18.

Continued on Page 10




**November's Speaker
John White**

Gabe Jaen



Bob Urso presented the speaker for the evening, John White, manager of Fine Woodworking Magazine's workshop. His presentation was on measuring tools typically used in woodworking. He stressed that most of the tools he had and uses were picked up at various garage sales. Some of the tools were as follows:

1. 12 inch Combination Square, preferably a Starrett # 94
2. 6 inch Combination Square
3. A Combination Set consisting of a Center Head and a Protractor Head
4. Vernier Caliper with a dial indicator. Measures inside, outside and depth measurements.
5. Engineers Try Square about 6 inches long.
6. Depth Gauge approximately 6 inches long.
7. Radius Gauges
8. Saddle Square
9. 45 degree square(the Japanese make a good one)
10. 6 inch Scale

11. Tee Bevel
 12. 16' measuring tape
- May I add: Brass Size Blocks, and a 6 foot Wooden extension Rule.
- (Note: Mike Daum contributed his own feelings on what goes in a shop apron--see the pages 6-7) 



**Election officials
Karen Saccente and Kurt Dietrich
announcing the results of
Decision 2005**



Notes on the Masters The Steinway Piano Tour

Daryl Rosenblatt

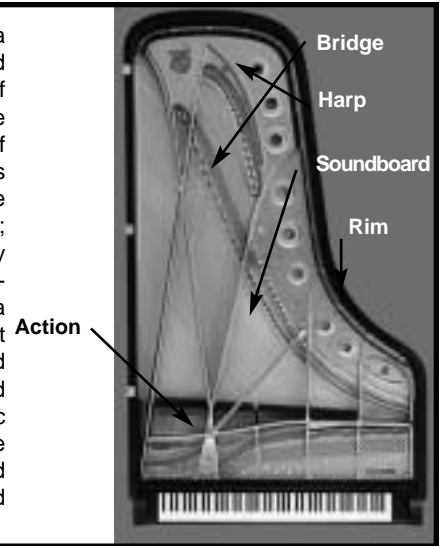
We entered the Steinway Factory as a group of woodworkers; we exited as a group of befuddled wood butchers. The 3 hours in between those two periods was an exciting, humbling, awe inspiring tour of the most famous cabinetry factory in American history. I always knew that making a piano was not easy; now I know it's probably the most difficult project in all of woodworking, with Steinway remaining the best in the world.

Steinway conducts tours of their factory, and after Steve Meltzer's last visit to the club (he is a foreman there), I knew nothing would stop my setting one up for interested members. Although held on a Monday morning, which is a difficult time to get enough members, the tour filled up within a week. Steinway is located in Astoria, Queens, where it has been for 150 years, and where it will remain. Steinway the company is committed to craftsmanship, and knows that while it can replace brick and mortar, it cannot replace the centuries of craftsmanship that makes the piano that over 95% of all top level musicians play.

After a 15 minute lecture by our gracious hosts Bob and Debbie giving the history of the factory and the incredibly innovative Steinway family, we were herded onto the factory floor. Photos were not permitted, nor could we touch anything (it is a working factory after all, and we were intruding on 500 artisans who were busy actually making an entire piano, which is a 9 month enterprise). We have to commend the tour guides, as their patience was tested many times as we often lagged behind to try to absorb and observe, like kids in a toy store. We were even treated throughout the tour with samples of veneer and Sitka spruce (used for the sound boards).

There were a few glitches; the first stop was the rim bending plant, where, unfortunately, the glue spreading machine was broke (it was also there we ran into our buddy Steve Meltzer, a foreman at the plant). The familiar shape of the bent, curved piano case is, as many standard piano features are, a Steinway innovation. The pianos are all made of solid wood, with species like hard maple,

This top view of a Steinway Concert Grand Size "D" shows many of the components. The bent rim is 13 layers of maple in one continuous bent lamination; the bridge is hand carved; the harp forged by Steinway; the soundboard glued up sitka spruce in just the perfect shape, the actions and keys hand made and adjusted until the music technician says it can be called a Steinway, and not a "piano shaped object."



poplar, and birch air-dried and machined on the premises. Any plywood we saw was only used to make the hundreds of jigs and fixtures in the shops. The piano rims are made of wood laminations using urea formaldehyde glue, clamped in monster pneumatic presses. At first glance, the factory appeared industrial, however, as we walked through the 2 ½ miles of tour, we saw a process that spanned the gamut of hand carving, planing and chiseling, to CNC machines performing various automated tasks. Steinway is not averse to using modern technology; in fact, they seem to hold dozens of patents on piano manufacture. They will adopt whatever is necessary, and utilize whatever time it takes, to make a perfect piano.

The members walked agog throughout the factory, admiring the veneer room, commenting on how this place was bandsaw heaven (take note of the many Tannewitz and SCMI machines, but no Laguna); and the aircraft carriers that some people call jointers. The Delta DJ-20 they had looked like a toy next to the 24" monsters they had. While most of the pianos are finished with Steinway's patented hand-rubbed satin black lacquer (to keep light glare down on performance stages), we saw pianos in exotic species like Macassar ebony, and anigre in the making. The veneer room is climate controlled and has an inventory of 2 million dollars. Each veneer flitch is meticulously catalogued - there is no mixing and matching of different logs, and labeling of the various parts cut out prior to glue up is exacting.

We filed through other shops where the sound boards are produced, using Sitka spruce for its ability and stability to work in fine musical instruments. The sound board

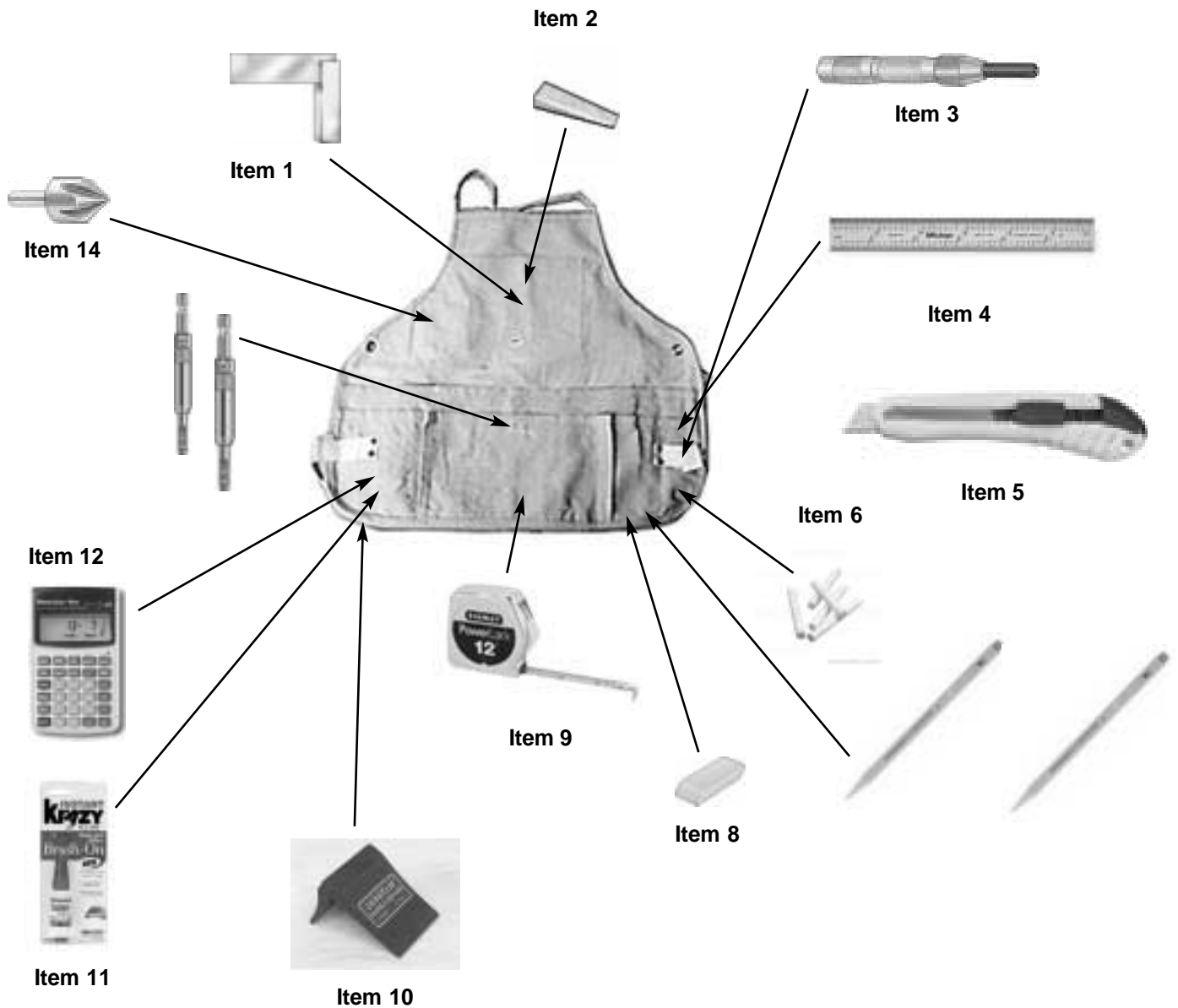
continued on page 10

WHAT'S IN YOUR SHOP APRON?

Here's what's in mine...

By Mike Daum

If you are like me, you don't like a cluttered work bench. The shop apron is the most convenient way to keep tools and measuring devices close to you at all times.



Although the occasional biscuit, drill bit, or other item will find its way in the apron from time to time, when I empty the pockets to remove the sawdust, these are the essential items that find their way back in.

The cotton shop apron is \$5.99 from SEARS Hardware and comes in white, but I dye the apron with RIT dye from the supermarket (my favorite color is green). It has 14 pockets and is SEARS item # 00940453000.

ITEM 1: 3" Machinist's Square - I use this mostly to check square on machine fences, and on ends of crosscut boards. \$5.95 LI Woodworking Supply*

ITEM 2: 2" x 4" wood shims - I cut these from a mahogany board on the miter saw and keep four with me. Each one tapers from 1/32" to 3/16". Aside from the obvious, they are handy for keeping cabinet doors in place while sizing and fitting.

ITEM 3: Spring loaded center punch - Useful for marking soft woods for situations that do not require pre-drilling. Also for marking drilling locations in metal.

General #77 \$13.86 The Home Depot

ITEM 4: 6" steel center-finder rule - Mine is made by Gladstone, and I ground the ends exactly to the zero mark for easier layout. This is a true center-finding rule reading left and right of a center line. \$4.00 LI Woodworking Supply*

ITEM 5: Stanley 18mm Snap Off Knife - This is the one tool I use every day for everything from opening boxes to scribing knife lines and trimming veneer tape. If you extend the blade it allows you to flex it tight to whatever you want to scribe. For instance, when fitting drawer fronts to drawers, once the spacing is perfect I carefully scribe lines at the top and one side before removing the drawer front for finishing. When it is time to install, the scribed lines are foolproof witness marks. \$6.49 Ace Hardware

ITEM 6: Colored chalk - For layout lines on rough lumber and milled stock. It is easier to remove than pencil and won't mar soft woods.

Item 7: #2 Pencils - Not all brands sharpen easily, and some erase easier than others. I choose Staples' as my favorite, and keep two - one sharpened with a knife edge for the finest lines. I also keep colored pencils in the apron when drawing, to differentiate lines.

ITEM 8: Professional Eraser - I never use the erasers on the pencils as they almost always smudge. A good eraser leaves no trace of pencil marks. \$1.00 Staples

ITEM 9: 12' Stanley Powerlock tape model #33-312 - this is the only 12' tape that Stanley makes with a 3/4" wide blade, which is necessary to keep the hook from snapping off from use. I make sure the graduation marks are fine and clear before buying them. This size is perfect; small and light enough for the pocket. \$7.95 The Home Depot

ITEM #10: Veritas Saddle Square - used to transfer lines around boards quickly and accurately. \$16.00 LI Woodworking Supply*

ITEM # 11: Brush-On Color-changing Crazy Glue - for quick minor repairs, such as gluing back tear out from hand-planing, or routing.

ITEM #12: Projectcalc Plus model 8525 - calculates in linear dimensions of 1/32" increments. The hinged cover keeps it free of dust. Lots of conversion options such as board foot calculations for estimating. \$21.95 The Home Depot

ITEM #13: 5/64" and 7/64" Vix bits - for centering and pre-drilling holes when installing hardware. For #2,3,4 size screws I use the larger 7/64" bit first (just barely drilling the surface) because it is less likely to wander and truly finds center in countersunk hardware. I then follow with the 5/64" bit to drill pilot holes as necessary. \$10-12.00 LI Woodworking Supply*

Item #14: 5 flute 5/8" Countersink bit - Useful for places where pre-drilling pilot holes is unnecessary. Otherwise, I use my prized Fuller countersink drill bits. \$21.00 LI Woodworking Supply

* LI Woodworking Supply (Bob Urso) offers 10% discount of listed prices to club members



Woodturners' Guild

Karen Saccente

First of all I want to congratulate Ed Kelle for winning third place in the American Association of Woodturners Goblet Contest. He made two cherry goblets, about 6" tall, for a wedding gift. Ed's goblets made the home page of the AAW (American Association of Woodturners). I was happy to see new faces at our last meeting and Ed Kelle not only brought his usual gorgeous display of turned items - letter openers made of cherry and maple, bowls of cherry and maple and a pepper mill turned from mahogany - but he also brought his new Jet mini lathe which came in very handy. As the club is expanding we need more lathes so that we can give instruction to the novices as well as providing additional hands on experience under the tutelage of people like Ed, Bob and Joe. They make everything look so easy!

Bob Urso showed us how to turn a pen from beginning to end covering all the specialized tools and materials needed to complete the project. I saw some bottle stoppers being made - but I was spending so much time asking questions about what I wanted to learn I wasn't able to see all that was going on around me.

The Guild of Long Island Woodturners is a wonderful group of people to meet and spend time with. A great place to be introduced to wood turning! Please join us! Meetings are on the second Thursday of each month at 7:00 p.m. Due are \$25.00 per year and you must be a member of the parent organization, Long Island Wood Workers to be a member. Anyone who is joining now will have their membership extended through the year of 2006. All present members must pay their dues by January.

Please think of what you would like to make and display at our annual April show and let us know at our next meeting. Happy turning! Happy Thanksgiving!



LISA News

Bernie Hunt



Tonight's meeting was a busy one with many tasks to get done. Our club has reached it's first full year of operation so it's time to begin planning for next year.

Joe Pascucci, our faithful president was unable to attend, so Alain Teircy picked up the responsibilities. Various announcements were made, including that the program committee has met and mapped out the program schedule for the next year. It's available on the club website at www.liwoodworkers.org, in the Scrolling Forum.

It was also time for election of our officers. The nominating committee reported and the general election was held. The following officers will be leading our group for the next year; President - Joe Pascucci, Vice President - Ed Piotrowski, Treasurer - Alain Tiercy, and Secretary - Bernie Hunt. As always our Safety Officer for Life is John Hons.

Steve Gazes brought in his latest intarsia creation for show and tell. Steve is truly a master at intarsia. This project is an underwater landscape with fish and plants. While Steve was modest about it's quality, I can tell you we'll see it with ribbons on it at next year's show.

The topic for the evening was holiday ornaments. Alain and Rolf were our instructors with great information provided by both. Alain covered where to find patters, three dimensional ornaments and unique ideas for ornaments. Rolf showed off some very intricate ornaments made from patterns by Volker Arnold and explained how to do this extremely fine cutting.

Next month's meeting will be how to make picture frames. We hope to see you all there!



**Ed Kelle's
Goblets**




100 Toy Gang

Steve Costello

At November's meeting, Mike Luciano stood and read a letter of thanks from Mark Weinblatt, director of the Winthrop University Hospital's Cancer Center for Kids, thanking the 100 Toy Gang for its donations of new toys for the patients at the Center.

The December meeting will be dedicated to bringing in toys and having the United States Marines Corp pickup the toys we make. This is one time the club members are asked to stand up and be counted. In the past year or two the Toy Gang has added to this activity and the Scrollers are doing a big share for the kids this year. All members are asked to make some toys for the children. If you have any questions call me, Steve Costello 631 427 8070.



Mike
Luciano

President's Message continued from page 2

After several months now of researching insurance in much the same manner as the Greenville Guild, it appears that we may have no other recourse than to consider that if we want a shop of our own, we may have to operate along those lines as well. Without members being considered hired employees (and therefore entitled to worker's compensation), each member using the shop is working at their own risk. A proposal to the Board will be forthcoming, but I'd love to hear more from you on your thoughts and ideas in this regard to include in our proposal. Please feel free to call, write, or yell at me. My number is 516-528-1426, email is president@liwoodworkers.org. My address is 4 Pam Court, South Setauket, NY 11720.

The great news is that a shop can operate successfully - we'll even have a comprehensive supervisor's manual that took years of real experience to compile, courtesy of the Greenville Guild. The hope of donation of space is also very real, as evidenced by our friends in South Carolina. We already have a shop's worth of tools donated by Ridgid. With more emphasis and expansion of the charitable work we do, we too might get noticed and find a happy and productive home for them!

Show Biz continued from page 3

tance charges incurred. Please give this request some thought and we'll solidify your service at the December meeting.

Finally, pick up some Show pads on your way out of the meeting to start placing them everywhere you go. Joe Pascucci has it down to a science; he has extra pockets in his shirts and jackets especially for the Show pads, and will always be found with a good supply on him at all times. Maybe he'll share his tailor with us?

Steinway Tour Continued from page 5

is perfectly fitted in the inner rim of the piano case, with quartersawn boards used to prevent expansion and contraction issues. We also visited the assembly department, where the harps are installed, and the finishing, tuning, and repair areas. Finally, there was the selection room where in one of the smaller rooms we were hoping to see one of Steinway's first produced pianos alongside a modern sibling; alas, the room was closed to us while a potential customer was busy making music in a perfectly acoustical environment.

Some of the tasks we find difficult, they found simple: there were workmen calmly chiseling perfect (and varying) angles in notches in the piano bridges, the carver spoke about how easy it really was to carve perfect Victorian or Louis XVI legs in 16/4 maple; the skill levels we witnessed just went on and on. The artisans belong to the furniture maker's union, with many generations of families passed along. One fellow was repairing an old piano and was pleasantly surprised to find his grandfather's signature inside! While it's not encouraged by management, who wouldn't want to sign an "instrument of the immortals"?!

After leaving the factory, mostly silent and humble, we realized we needed something to finish the day right: lunch at Parkside, a restaurant in Corona that Joe Pascucci recommended. I think we agreed several hours later, that the restaurant was worth the trip. May I also recommend the chicken scarpariello and the house red.

Editors Note: First, please note that Mike Daum co-wrote this article. Second, I like to think of this Steinway article as the first of three on Masters. Steinway has 500 such. Upcoming articles will be on two visits I had: one to Sam Maloof's house, the other to the Gamble House, by Greene and Greene, both in California.

These three articles represent what I think is the epitome of three different types of woodworking, and this last month has truly elevated my opinion of our craft, while clearly diminishing my own skills in my eyes.

Restaurant Review

After the Steinway tour we had to eat. It was lunchtime and we were close enough to one of my favorite restau-

Secretary's Notes Continued from page 3

Steve Gazes' DVD library now has a DVD on the making of an heirloom rocking horse.


Bob Urso' report on the SIGs were that the LISA group (scrollers) will be making holiday ornaments at their forthcoming November meeting, as well as the turners, which could include pens, pepper mills and such.

The December meeting will be the annual Toys For Tots, when members bring in toys they made for the children, which the Marine Corp. distributes to the needy children.

The January meeting will be a round robin, and members are needed that could give demonstrations of various woodworking techniques. It could be dovetailing by machine or hand, it could be Kreg joinery uses, finger joints, finishing, marquetry, veneering, turning, scrolling - I could go on but you get the message.

Show 2006: Additional volunteers are needed for the show in April.

New members: James Voss of Commack, Mike Callies of Oakdale, Tom Pfister of Patchogue, Mike Farban of Bellmore and Gary Goldberg also of Bellmore. Welcome aboard.

Show and Tell: Joe Pascucci had a scroll sawed Santa's workshop clock, Steve Gazes had his intarsia tropical fish scene, and Tom Pfister, a new member, brought in a pair of turned bowls, one of which was a work in process. Nice Job everyone. 

rants: The Parkside, in Corona. 51st Ave and 108th Street. 718-271-9871. Joe Pascucci happened to have the number handy. We were given 14 seats in a semi-private room on twenty minutes notice. Several baskets of bread sticks, Italian bread, bread with olives, meats, etc arrived in minutes. Some members tried the homemade wine. Anti-pasta came for the table. Baked clams, mussels, baked mushrooms, Calamari, a fine assortment cooked to perfection. After all of that we still had to eat our meals! Is it Gravy or Sauce? Most of us finished and still had room for coffee and light desserts. A tour that involves woodworking, good conversation, good food has to rank up there. I can give the Parkside no less than top honors. Five Flannels!

Charlie James 



WOODWORKING SHOW 2006 APPLICATION FOR EXHIBIT

NAME _____

Only ONE project per CATEGORY per member will be eligible to be judged.

TOWN _____ STATE _____

Location	Size	For Sale?
----------	------	-----------

Category (choose a letter from list below) _____ Project Name _____ Materials _____	Year Made _____ Finish _____ Own Design ? Y N	<input type="checkbox"/> Wall <input type="checkbox"/> Table <input type="checkbox"/> Floor <input type="checkbox"/> Platform		Width _____ Length _____ Height _____ Diameter _____	<input type="checkbox"/> Yes * Price \$ _____ <input type="checkbox"/> No
---	---	--	--	---	---

Category (choose a letter from list below) _____ Project Name _____ Materials _____	Year Made _____ Finish _____ Own Design ? Y N	<input type="checkbox"/> Wall <input type="checkbox"/> Table <input type="checkbox"/> Floor <input type="checkbox"/> Platform		Width _____ Length _____ Height _____ Diameter _____	<input type="checkbox"/> Yes Price \$ _____ <input type="checkbox"/> No
---	---	--	--	---	---

Category (choose a letter from list below) _____ Project Name _____ Materials _____	Year Made _____ Finish _____ Own Design ? Y N	<input type="checkbox"/> Wall <input type="checkbox"/> Table <input type="checkbox"/> Floor <input type="checkbox"/> Platform		Width _____ Length _____ Height _____ Diameter _____	<input type="checkbox"/> Yes Price \$ _____ <input type="checkbox"/> No
---	---	--	--	---	---

CATEGORIES:

- A. **Furniture 1:** Beds and Tables (without drawers)
- B. **Furniture 2:** Desks and Casework/Cabinetry
- C. **Furniture 3:** Chairs
- D. **Turning**
- E. **Toys / Crafts / Games:** includes any miniatures
- F. **Accessories:** projects that do not fit into "E"
- G. **Unique:** any project not fitting into any other category
- H. **Scrollwork / Intarsia/ Marquetry**
- I. **Novice:** new to woodworking, never exhibited any project in any other Show

Fill out as many applications as needed. Photos and drawings are very helpful for the exhibit layout and can be attached to this sheet.

*If items are for sale, they must be registered with the WOODSHOP GALLERY prior to the Show.

- All projects **MUST** arrive on Friday March 31st for photographing and registering.
- All projects **MUST** remain in the exhibit area until 5 pm Sunday.

Mail to: Mike Daum
 4 Pam Court South Setauket, NY 11720

The Marketplace

4/4 Spalted Beech lumber for sale. Most 9" and wider 8' long, with great figure.

http://www.righteouswoods.net/Beech_European_Spalted.html is selling it for \$14.20 a board foot, I am asking \$7 a bf for quantities less than 50 bf, \$5.50 for quantities over.

Bill at wmarr@optonline.net, or 631 312 6617

Performax 25 x 2 Dual Drum Sander with Power Feed; 5 hp 220 V Leeson Motor. Machine has "low mileage"

Bob Urso (631) 724-4625 or through the club website

12" Sear's bandsaw, good condition, \$175, 14" Reliance Bandsaw, good condition \$225, 10" Ryobi Tablesaw, good condition

Charlie Morehouse (631) 271-7251

3 hp 4 bag Reliant dust collector \$275, 12" radial arm saw, rusted but runs. Free to a good home.

Willie (631) 235-0186

Laser etched photos on wood.

Contact Dave Schichtel at (516) 671-5964 or www.the-wood-shop.com

Hammer 16 in. Jointer-Planer with mortising table attachment. \$3000. Comes with a few extra Esta blades and mortising bits. I've had it for four years, and nothing has worn out. Everything still works as well as day 1, though I've added a few dings and dents. Won't let go of until the end of November

Strother Purdy (860) 254 5608

Upcoming Events

DECEMBER 7TH - MONTHLY MEETING

TOYS FOR TOTS

7Pm Brush Barn

DECEMBER 8TH - TURNERS' GUILD MONTHLY MEETING

7 PM at Brush Barn

DECEMBER 15TH - LISA MONTHLY MEETING

7 PM Brush Barn

JANUARY 4TH - MONTHLY MEETING

7 PM Brush Barn

JANUARY 12TH - TURNERS' GUILD MONTHLY MEETING

7 PM Brush Barn

LONG ISLAND WOODWORKERS' CLUB



4 Pam Court
South Setauket, NY 11720

First Class Mail

PRSR STD
U.S. POSTAGE PAID
HICKSVILLE, NY
PERMIT NO. 170