

THE Woodrack

October 2023



SHOW 2023



LIW BOARD OF DIRECTORS

<i>President</i>	Mike Daum
<i>Vice President</i>	Corey Tighe
<i>Secretary</i>	Michael R. Mittleman
<i>Treasurer</i>	Steve Fulgoni
<i>Trustees</i>	Joe Pascucci
	Ed Piotrowski
<i>Membership</i>	Steve Kelman
<i>LICFM SIG President</i>	Ben Nawrath
<i>Turner's Guild SIG President</i>	Jim Moloney
<i>LISA SIG President</i>	Steve Kelman
<i>SSOW SIG President</i>	Frank Napoli

<i>Newsletter Editor</i>	Daryl Rosenblatt
<i>Associate Editor</i>	Michael R. Mittleman
<i>Website</i>	Jim Heick

<i>Show Chair</i>	Jim Moloney
<i>Raffles</i>	Emma Hendler
<i>Refreshments</i>	Bill Leonhardt
	Ed Piotrowski
	Jean Piotrowski
	Charlie Felsen

<i>Audio/Video Programs</i>	Rich Riedel
	Corey Tighe
	Bill Leonhardt

<i>Photographer</i>	Jim Moloney
---------------------	-------------

THIS MONTH:

MESSAGE FROM THE SHOW CHAIR

SHOW PHOTOS

RENEWAL FORM - PAGE 12

SHOW WINNERS

SECRETARY'S NOTES

LICFM

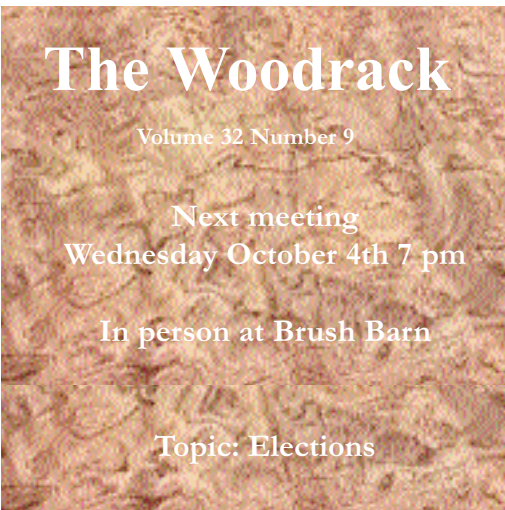
TURNERS GUILD

LISA

LOCK, STOCK AND DARYL

PUZZLE

CHARLIE JAMES TIP



SHOW CHAIR



BOB LERNER

Hi All,

I want to thank and congratulate all the members who participated in our 2023 LIW 25th anniversary show.

I would especially like to thank the following members of our show committee: **Jean Piotrowski** acquired many raffle prizes and created the show program; **Mike Luciano** oversaw the gift shop; **Rob DeMarco** ran the tool sale; **Jim Moloney** set up and maintained the AV gear in the classrooms and on the show floor; **Bob Wieser** was responsible for the seminars and making announcements; **Patti Lerner** secured and scheduled the volunteers; and **Mike Daum** processed many show entries, arranged the projects on the show floor, and oversaw the judging.

Thank you to the volunteers, the setup and breakdown crews, the seminar presenters, the SIGs who did demos, the members who did floor demos, the judges, and all the members who entered projects. Thank you to Bill Leonhardt for answering my endless questions during the passing of the torch.

Bob Lerner
Show Chair



Show photos by
Joe DiCristina and Jim Moloney





















ACTIVE MILITARY
PERSONNEL _____

2024 Membership Renewal

Complete this application by **clearly** printing the information requested in the spaces below, and returning this form, along with your check in the amount of **\$60.00** to:

Steve Kelman
79 Katherine St.
Port Jefferson Station, NY 11776

Checks should be made out to the Long Island Woodworkers

NAME: _____

Address: _____

City: _____ State: _____ Zip Code: _____

Telephone: _____

E Mail Address: _____

EMERGENCY Contact and Telephone#: _____

Primary woodworking interest: _____

Other woodworking related interests: _____

How would you rate your skill level: _____

What would you hope to gain from the club: _____

OTHER COMMENTS, SUGESTIONS, EXPECTATIONS:

**Your Membership Dues includes full access to all official SIGS!
CABINETMAKERS; CARVERS; SCROLLERS; TURNERS**

LIW SHOW 2022 RIBBON WINNERS

John Keane Excellence in Craftsmanship Best in Show

Joseph Mayday Pembroke Table

Furniture 1

1st Daryl Rosenblatt Coffee Table
 2nd Bob Hildebrand Floating Stretcher Table
 3rd Richard Reinfrank Ribbon Leg Table

Furniture 2

1st Joseph Mayday Pembroke Table
 2nd Dean Duplaise Hall Table
 3rd Corey Tighe Whiskey Hall Cabinet

Furniture 3

1st Dean Duplaise Chaise Lounge
 2nd Bob Hildebrand Bird Chair
 3rd Corey Tighe Shaker Chairs

Accessories

1st Joseph Mayday Tea Caddy
 2nd Dean Duplaise Burl Box
 3rd Michael R. Mittleman Ultimate Boat Builder's
 Tool Caddy

Carving

1st Mitchell Friedman Rodeo Round Up
 2nd Frank Napoli When Alien Abductions
 Go Wrong
 3rd Don Dailey Low Relief Carving

Intarsia

1st Robert Carpentier Amish Children
 2nd Rolf Beutenmuller American Goldfinch
 3rd Michael Yohan Tulop

Marquetry

1st Bill Leonhardt Cat in Arms
 2nd Chris Mallon Copper Iris
 3rd None

Scrollwork

1st Charlie Felsen Trivet
 2nd Robert Carpentier Sparrow
 3rd Patricia Lerner Lionfish

Segmented Turning

1st Jim Moloney Vase
 2nd Chris Mallon Vase
 3rd Don Dailey Vessel

Toys/Crafts/Games

1st Bob Lerner Doll Cradle
 2nd Rolf Beutenmuller Rocking Santa
 3rd Robert Carpentier Alphabet Puzzles

Turning

1st Mike Josiah Pine Cone Bowl
 2nd Mitchell Friedman Tri-Ring Dish +1
 3rd Gary Mayhew Butterfly Bowl

Unique

1st Mitchell Friedman Stuzzicadenti (Toothpick)
 2nd Robert Nyman Wedding Book Box
 3rd Bill Leonhardt Fex Chair Prototype

Judges Commendation

Robert Nyman Cutting Board
 Andi Stix Birthday Lunch
 Joe Pascucci Kingfisher
 Alain Tiercy Aztec Inspired Trivet
 Eddie Piotrowski Bowl
 Dennis Palumbo Faceted Vase

JOHN KEANE EXCELLENCE IN CRAFTSMANSHIP AWARD



Joseph Mayday

FURNITURE 1



FIRST PLACE - DARYL ROSENBLATT



SECOND PLACE - BOB HILDEBRAND



THIRD PLACE - RICHARD REINFRANK

FURNITURE 2



FIRST PLACE - JOSEPH MAYDAY



SECOND PLACE - DEAN DUPLAISE



THIRD PLACE - COREY TIGHE

FURNITURE 3



FIRST PLACE - DEAN DUPLAISE



SECOND PLACE - BOB HILDEBRAND



THIRD PLACE - COREY TIGHE

ACCESSORIES



FIRST PLACE - JOSEPH MAYDAY



SECOND PLACE - DEAN DUPLAISE



THIRD PLACE - MICHAEL R. MITTLEMAN

CARVING



FIRST PLACE - MITCHELL FRIEDMAN



SECOND PLACE - FRANK NAPOLI



THIRD PLACE - DON DAILEY

INTARSIA



FIRST PLACE - ROBERT CARPENTIER



SECOND PLACE - ROLF BEUTENMULLER



THIRD PLACE - MICHAEL YOWHAN

MARQUETRY



FIRST PLACE - BILL LEONHARDT



SECOND PLACE - CHRIS MALLON

SCROLLWORK



FIRST PLACE - CHARLIE FELSEN



SECOND PLACE - ROBERT CARPENTIER



THIRD PLACE - PATRICIA LERNER

SEGMENTED TURNING



FIRST PLACE - JIM MOLONEY



SECOND PLACE - CHRIS MALLON



THIRD PLACE - DON DAILEY


TOYS/CRAFTS/GAMES



FIRST PLACE - BOB LERNER



SECOND PLACE - ROLF BEUTENMULLER



THIRD PLACE - ROBERT CARPENTIER

TURNING



FIRST PLACE - MIKE JOSIAH



SECOND PLACE - MITCHELL FRIEDMAN



THIRD PLACE - GARY MAYHEW

UNIQUE



FIRST PLACE - MITCHELL FRIEDMAN



SECOND PLACE - ROBERT NYMAN



SECOND PLACE - BILL LEONHARDT

JUDGES COMMENDATION



ROBERT NYMAN



ANDI STIX

JUDGES COMMENDATION



ALAIN TIERCY



EDDIE PIOTROWSKI

JUDGES COMMENDATION



DENNIS PALUMBO



JOE PASCUCCI

SECRETARY'S NOTES



MICHAEL R. MITTLEMAN

LIW President Mike Daum called the September 6th General Meeting to order at 7:08 PM. The session was in-person at the barn and live-streamed via Zoom.

Mike opened the meeting by announcing that he and Ed Piotrowski had toured the Knights of Columbus Hall at 44 Church Street in Kings Park. They believe the site is suitable for LIW meetings during the November through January period when the Brush Barn will be unavailable due to the SHS Winter Festival activities [*Update: a contract has been signed with the K of C*].

Mike appointed Ed Dillon and Charlie Felsen to serve on the Nominating Committee for the upcoming LIW Board Member election.

Mike and Show Chair Bob Lerner discussed the progress-to-date of the Annual Show preparations. Last moment, issues and assignments were discussed. Bob emphasized some important show-related dates and times: Set-up on 9/8, 9:30 AM – 5:30 PM; out on 9/10 by 5:00 PM.

ANNOUNCEMENTS 25th Anniversary Annual Show Mugs are available at \$10 each. Interested members should contact Charlie Felsen. Thanks to Doug Barstow for the beautiful design.

Steve Fulgoni will serve as a judge for turning projects. He detailed the criteria he will use while assessing the competing items.

TREASURER'S REPORT Steve Fulgoni reported that he had paid the YTD Brush Barn rent and forecasted that the LIW would likely end the year running slightly in the red.

MEMBERSHIP REPORT Membership Director Steve Kelman reported three new members.

DRAWING The lucky winners were Ray Bohn and yours truly.

OTHER BUSINESS

LICFM Meeting, Ben Nawrath, SIG Pres., 9/12/2023. Annual Show analysis, other topics TBD.

LIWG Meeting, Jim Moloney, SIG Pres., 9/14/2023. The turners will have a guest demonstrator from the LI Woodturners Association, Charlie Bell, will turn a multi-axis vase.

LISA Meeting, Patti Lerner, SIG Pres., 9/21/2023. Annual Show analysis, other topics TBD.

SSOW Meeting, Frank Napoli, SIG Pres., 9/26/2023. Annual Show analysis. Open individual carving.

UPCOMING EVENTS

The LIW Annual Show is September 9 – 10, 2023. The setup is on September 8. The exposition site is the Cradle of Aviation Museum, Charles Lindbergh Blvd., Garden City, NY 11530.

The next General Meeting will be at 7 PM on October 4, 2023, in person, at the Brush Barn.

The next Board Meeting will be at 7 PM on October 16, 2023, in person, at the Hauppauge Palace Diner.

PRESENTATION Titebond Glues

Bob Behnke, Technical Services Manager, Construction Products Division of Franklin International, makers of the Titebond Glue product line, provided members with a highly informative discussion regarding adhesives. The detailed presentation was accompanied by a slide show which highlighted essential points. The slide deck is available in the “Members” section of the LIW website.

One item mentioned by Bob that was new information for me was to use the least pressure needed to hold the wood in the required position. Greater clamping force produces weaker joins since much of the adhesive is squeezed out. Another gem was Bob’s statement that Titebond II is best for metal-to-wood glue-ups.

The entire discussion was detailed and information-packed. Reviewing the slide deck is highly recommended. Many thanks to Bob Behnke for sharing his expert insights comprehensively and professionally.

The meeting adjourned at 9:00 PM.





MONTHLY TIP

CHARLIE JAMES

I take my chisels or plane irons to the stones on occasion but not nearly as much as before I made these strops some years ago. I used yellow glue and glued some leather to a few pieces of Oak flooring, this happens to be my old weight lifting belt. Any sturdy leather will do, the polishing compound is just rubbed on. Clamp it well, you want a flat surface



LICFM



BOB WOOD

The September 12th cabinet and furniture makers meeting was held at Harry's Urban Hardwoods. The discussion mainly revolved around the show and the exhibits. There was a suggestion about judging items that were not to be considered. At the Saratoga Show, the public votes on items regardless of whether they will be judged. Another suggestion was to have more prominent "Do not touch signs" and that the members should not touch their items or others. As far as judging, one key was the finishing. It was recommended that matte finishes are better than gloss finishes since they show fewer imperfections. Attention to detail is key to getting a ribbon at the show. Daryl Rosenblatt mentioned Capotosto's four chairs modeled from playing cards that were eye candy from one of the earlier shows; that would not work today. Discussion also came about for more categories as the exhibits have gotten better. Harry Slutter suggested a highly visible bulletin board for the show to explain the different categories, such as furniture with pictures, et cetera.

Most of the meeting was a sampling, mostly pictures, of the exhibits, for example, a steel-legged table and a free-form slab coffee table with a polyurethane finish. Also pictured were a guitar pick chair, a delicate end table, a coffee table, walnut and maple cell phone, and card holders. Also shown were some bridal joints. Other items included a fly-fishing rod holder that used lap joints and was finished in oil.

Daryl Rosenblatt mentioned his Claro Walnut coffee table with inlay entry. Daryl usually uses curves in his construction, but this was more angular. The finish was four coats of Sutherland Welles sealer and 14 coats of Murdoch's Hard Oil, since the wood had a 4 1/2 percent moisture content and soaked up the oil easily. A hickory chair was made with steam-bent parts. The seats were checkered purple and black. A table with drawers made of sycamore was another display, as well as a curved chaise lounge. Joe Mayday showed an 1800 mahogany table with hinged aprons. Joe used Holly and Sapele stringing. One exciting detail was white oak shell inlays. The inlay was made of eight to nine pieces and painstakingly shaded in hot sand, each one individually. The detail provided a three-dimensional aspect.

Barry Saltsberg made a dining room set. The set took a couple of years to complete. It is an Art and Glow design. None of the chairs match, and each chair has individual carvings.

A lopsided chair was another exhibit that prompted discussion. Bill Leonhardt made the chair from two-by-fours. He got the idea from a museum in Denmark. Bill's chair was brought to our meeting. The angles of the chairs are 9 1/2 degrees. Bill tried various joinery techniques such as dowels, threaded rods with epoxy, and mortise and tenon joints to make it sturdy. Most had their weaknesses. Suggestions were made to use harder woods, such as ash, to improve and make the construction easier. Don Daley thought maybe Beech would work and use double bridle joints. Harry Slutter suggested using #8 dominoes. To attach the seat to the chair, Bill made a kerf on the side of the chair and the chair seat and inserted flat steel into the kerfs.

Harry Slutter and Scott McCoy collaborated to make a queen-sized bed for a beach house. The bed was Beechwood, which was bleached. The bed included storage drawers and an opening in the stretcher so that an ironing board could be put there. There is a cap on the headboard, and the bed is finished with polyurethane.



LISA



BOB LERNER

President Patti Lerner called the September 21st meeting to order at 7:10 PM.

ANNOUNCEMENT A new Fox Chapel Gizmos & Gadgets Volume 4 (2023) book has been released. Rolf Beuttenmuller was the test cutter for three projects, and Steve Gazes for one project in the book.

We have been invited to display our work at the Mineola Library. Further details will be announced when they become available.


Since the Barn is unavailable this Nov., Dec., and Jan., our meeting will be held at the K of C Hall, 4 Church St., Kings Park.

SHOW NEW The magazine projects looked great at the show. Joe DiChristina took a group photo of the members with their projects to send to Fox Chapel.

The final count for the ornaments the SIG made for the Christmas tree raffle was 130. Raffle sales were down from last year, but we still came out ahead.

Rolf Beuttenmuller and Bob Carpentier did a great job with their seminar presentations.

We had three scroll saws operating throughout the show, thanks to Rolf B., Joe P., and Steve Gazes.



Robert Carpentier



Norman Bald

We want to thank Doug Bartow for designing and coordinating the manufacture of our new SIG banner. It is beautiful. Charlie Felsen has applied that artwork to our SIG mugs. They are awesome.

SHOW AND TELL Norm Bald brought in a very nice welcome sign. He showed pictures of a beautiful fretwork cross with an emerald stained-glass background.

DEMO Since we have some new members in the SIG, Rolf did a presentation focusing on the basics of scroll sawing. A few topics he touched on were what you can use a scroll saw for, material selection, pattern application, and blade selection. He discussed fretwork, segmentation, 3D, and Intarsia projects. I think we all learned some new things from the presentation.

Thank you, Rolf, for an excellent presentation.

TURNER'S GUILD



BOB LERNER



Charlie Bell Top and Bottom

Note: Bob couldn't attend the meeting (he was probably still recovering from his stellar job as Show Chair, so there are no minutes of the meeting.



Tony Fuoco







LOCK, STOCK & DARYL**BEN NAWRATH, MICHAEL
MITTLEMAN & DARYL ROSENBLATT****Contributor:** Mike Mittleman**Website:** <https://www.youtube.com/watch?v=wiGJHXTK5U8&list=WL&index=1>**Presenter/Author:** Shiraz Balolia | Grizzly Industrial**Description:** Heirloom Forever Boxes Build / 59:35

Description: This is a fun-packed video hosted by Shiraz Balolia. For those who do not know him, Shiraz Balolia is the archetypical rags-to-riches American success story. He founded Grizzly Industrial and owns major woodworking and metalworking brands, including Grizzly, Shop Fox, and South Bend Tools. Interested readers can pick up his autobiography, *A Bad Case of Capitalism*, on Amazon.

The video's focus is on Mr. Balolia's build of four "Forever Boxes" for his grandchildren. The video takes viewers from the idea and first sketch in pencil on a tired piece of paper through the several construction steps to the ultimate realization of a vision. The fun part is that Mr. Balolia shows off his woodworking skills and his stunning home workshop. Let me put it another way. If Aladdin asked his genie for the most stunningly appointed, spacious, and over-the-top workshop, it would look like Shiraz Balolia's workspace depicted in this video. And the Bubinga lumber he used was to die for!

Perhaps the best part of the video is the attention to detail and pursuit of perfection that is palpable throughout the project. Watch the video and be amazed.

Contributor: Daryl Rosenblatt**Website:** <https://www.youtube.com/@DarrensWorkshop>**Presenter/Author:** I assume it's Darren**Description:** Workshop tips with an emphasis on 3D-printed jigs and tools

Description: One day I'll give my library 3D printer a shot and maybe consider getting my own. If you have access to a 3D printer, Darren has lots of links for various widgets, from push sticks to tool trays and many other things. He does review other tools, but I found 3D printing to be the most unique and interesting.

Contributor: Ben Nawrath**Website:** <https://youtu.be/6zpJjri1XOM?si=bJRx6w-w5AWyhXm8>**Presenter/Author:** Lincoln St Woodworks**Title:** You're wrong about your favorite finish, and here's why

Description: We've heard from this guy before, and that's okay. I like his style. A little humor but no BS. This is a great, comprehensive review of several hard wax oil finishes, which, as he points out, are all the rage these days. Personally, I haven't tried any yet! Have you? What's your favorite and why? Do these results change your perspective at all? I found his testing of different scenarios and the conclusions he drew from them to be helpful. For instance, these results mean brand X will be great for a box but not a table. All good stuff! Enjoy.

September Stumper

1	2	3	4	5	6
7					
8					
9					
10					
11					

Clues

Across

- 1. Fish feeler
- 7. Piolet
- 8. Pates
- 9. Other greetings
- 10. Diffuse
- 11. Annoy

Down

- 1. Chess piece
- 2. Charge
- 3. Spheres
- 4. Vote
- 5. Smoke out
- 6. Inferior

5	7	9	6	4	3	1	2	8
2	1	6	8	5	7	3	9	4
3	8	4	9	2	1	5	7	6
7	9	3	1	6	5	8	4	2
8	4	2	7	3	9	6	1	5
1	6	5	4	8	2	9	3	7
6	5	1	2	9	4	7	8	3
4	3	7	5	1	8	2	6	9
9	2	8	3	7	6	4	5	1

Solution to September