

# THE Woodrack

October 2024



WELCOME  
TICKETS  
MEMBERSHIP & INFORMATION



# SHOW 2024

**LIW BOARD OF DIRECTORS**

<i>President</i>	Mike Daum
<i>Vice President</i>	Corey Tighe
<i>Secretary</i>	Michael R. Mittleman
<i>Treasurer</i>	Steve Fulgoni
<i>Trustees</i>	Rob DeMarco
	Ed Piotrowski
<i>Membership</i>	Steve Kelman
<i>LICFM SIG President</i>	Ben Nawrath
<i>Turner's Guild SIG President</i>	Jim Moloney
<i>LISA SIG President</i>	Patti Lerner
<i>SSOW SIG President</i>	Frank Napoli
<hr/>	
<i>Newsletter Editor</i>	Daryl Rosenblatt
<i>Associate Editor</i>	Michael R. Mittleman
<i>Website</i>	Jim Moloney
<i>Show Chair</i>	Bob Lerner
<i>Raffles</i>	Ed Piotrowski
<i>Refreshments</i>	Jean Piotrowski
	Charlie Felsen
<i>Audio/Video</i>	Jim Moloney
<i>Programs</i>	Corey Tighe
<i>Photographer</i>	Joe DiChristina

**SHOW CHAIR**



**BOB LERNER**

I think everyone would agree that this year's show was a resounding success in every measure. There were over 325 projects on display, we had 2 new and 7 total vendors, a great selection in the gift shop, 2 days of interesting seminars and a very successful raffle. Newsday ran a 2 1/2 page article starting on the cover of the Explore LI section. The Smithtown News ran the poster on 1/2 of a page and News12 TV and digital ran a nice advertisement. So far six new members joined during or shortly after the show. Attendance was approximately 600 on Saturday and 400 on Sunday. The COA was very pleased with these numbers. Through much hard work we ended up making a profit this year.

I want to thank all the members who helped plan, volunteered and participated in our 2024 LIW 26th annual show. I would especially like to acknowledge the following members of our show committee: **JEAN PIOTROWSKI** for making the raffle and public relations a huge success; **MIKE LUCIANO** oversaw the gift shop; **ROB DEMARCO** ran the tool sale; **JIM MOLONEY** set up and maintained the AV gear in the classrooms and on the show floor and was our photographer and webmaster; **BOB WIESER** was responsible for running the seminars and making announcements; **PATTI LERNER** oversaw the volunteers; **MIKE DAUM** processed the show entries, arranged the projects on the show floor, and oversaw the judging; **DOUG BARTOW** for the beautiful posters; **ED DILLON, BRIAN ROUGHLEY AND STEVE ECKERS** in the Toy Shop; **RAY BOHN** kept us caffeinated and **NORM BALD AND CHARLIE MOREHOUSE** manned the Jigs, Fixtures and Planes area. Thank you to the setup and breakdown crews, the seminar presenters, the SIGs who did demos, the members who did floor demos, the judges, and all the members who entered projects.

**THIS MONTH:**

**MESSAGE FROM THE SHOW CHAIR**

**SHOW PHOTOS - PAGE 3**

**RENEWAL FORM - PAGE 11**

**SHOW WINNERS - PAGE 12**

**SECRETARY'S NOTES - PAGE 39**

**LICFM - PAGE 41**

**LISA - PAGE 43**


**TURNERS GUILD - PAGE 47**

**SSOW PHOTOS - PAGE 49**

**LOCK, STOCK AND DARYL - PAGE 51**

**TRAVELS WITH CHARLIE - PAGE 52**

**PUZZLE - PAGE 53**



**BOB AND PATTI LERNER, WITH THEIR TYPICAL MODESTY, THANKED EVERYONE EXCEPT FOR THE TWO PEOPLE MOST INSTRUMENTAL IN PULLING OFF SUCH A SUCCESSFUL SHOW: THE LIW HEARTILY AND INADEQUATELY THANKS THEM FOR EVERYTHING THEY'VE DONE, AND WILL HOPEFULLY CONTINUE TO DO IN THE FUTURE.**

Show photos by  
Jim Moloney & Jack Curio


















Brooke A. Lupinacci  
Councilwoman



Town Hall  
100 Main Street  
Huntington, NY  
Phone: 631-351-3174

September 12<sup>th</sup>, 2024

Mr. Joe Pascucci  
12 Cupid Court  
Dix Hills, New York 11746

Dear Mr. Pascucci,

I wanted to take a moment to reach out to commend you on your volunteer and fundraising efforts assisting the Long Island Woodworkers with their 26<sup>th</sup> Annual Show at the Cradle of Aviation Museum. Thank you for going above and beyond by donating your time and talent as an Artisan for the event. I'm confident the children who attended the event greatly appreciated the amazing crafts they got to take home.

These extraordinary efforts allow us to come together as neighbors to focus on something bigger than ourselves. I'd like to thank you for your contributions to our community, and for your dedication to your craftsmanship and generosity to the youth of our community. You are an inspiration and a true example of the kindness that endears me to the community I call home.

I hope to see your charitable efforts continue to grow. I appreciate your dedication and involvement in our community and wish you all the best in the future.

Best Regards,

Councilwoman Brooke A. Lupinacci  
Huntington Town Council

Mr. Dave Bennardo

Salvatore Ferro

Edmund J. Smyth

Brooke A. Lupinacci  
Councilwoman

Theresa  
Councilwoman



ACTIVE  
MILITARY  
PERSONNEL

## 2025 MEMBERSHIP APPLICATION / RENEWAL

Contact Steve Kelman with any questions: [skelman@liwoodworkers.org](mailto:skelman@liwoodworkers.org)  
Complete this application by clearly printing the information requested in the spaces below and  
return the form with a **\$75** check (+\$20 family member over 18) payable to  
**Long Island Woodworkers.**

**Mail to:**

Steve Kelman  
79 Katherine St.  
Port Jefferson Station, NY 11776

**Name:** \_\_\_\_\_

**Family Member Name:** \_\_\_\_\_

**Address:** \_\_\_\_\_

**City:** \_\_\_\_\_ **State:** \_\_\_\_\_ **ZIP Code:** \_\_\_\_\_

**Home Phone #:** \_\_\_\_\_

**Cell Phone #:** \_\_\_\_\_

**Email Address:** \_\_\_\_\_

**Emergency Contact Name:** \_\_\_\_\_ **Phone #:** \_\_\_\_\_

**Primary woodworking interest:** \_\_\_\_\_

**Other woodworking related interests:** \_\_\_\_\_

**How would you rate your skill level:** \_\_\_\_\_

**What would you hope to gain from the club:** \_\_\_\_\_

\_\_\_\_\_

**Other comments, suggestions, expectations:** \_\_\_\_\_

\_\_\_\_\_

**Your membership dues include full access to all official SIGs:  
Cabinetmakers, Carvers, Scrollers, Turners, and Modern Tech!**

## LIW SHOW 2024 RIBBON WINNERS

### John Keane Excellence in Craftsmanship Best in Show

Joseph Maday      English Bombe Chest

### Furniture 1

1st    Robert DeMarco      Surf Board Table  
2nd    John Soltysik      End Table

### Furniture 2

1st    Joseph Maday      English Bombe Chest  
2nd    Jeanne Osias      Stereo Cabinet  
3rd    Robert Nyman      Hand Tool Cabinet

### Furniture 3

1st    Corey Tighe      Guitar Pick Stool  
2nd    BenNawrath      Split Wood Stool  
3rd    Cary Lange      Church Kneeler

### Accessories

1st    Alain Tiercy      Clock  
2nd    Robert Nyman      Kitchen Knife Block  
3rd    Dennis Palumbo      Lazy Susan

### Carving

1st    Frank Napoli      Acme Ocean Tours  
                                 Animation  
2nd    Mitchell Friedman      The Challenge  
3rd    Rolf Beuttenmuller      Winter Egg with Stand

### Intarsia

1st    Rolf Beuttenmuller      Great Horned Owl  
2nd    Chris Mallon      Koi on the Rocks  
3rd    Robert Carpentier      Amish Buggy

### Scrollwork

1st    Alain Tiercy      Rhino  
2nd    Patricia Lerner      Cool Cat Taz  
3rd    Robert Carpentier      Cat

### Specialty Tools/Jigs

1st    Norman Bald      Miter Sled w/Picture  
                                 Frame Attachement  
2nd    Bill Leonhardt      Herman Style Saw  
                                 Bench  
3rd    Ben Nawrath      Picture Frame Sled

### Segmented Turning

1st    Jim Moloney      Vessel  
2nd    Ray Bohn      Deep Fruit Bowl  
3rd    Chris Mallon      Mini Cup & Finial

### Toys/Crafts/Games

1st    Steve Gazes      Whirlagig

### Turning 1

1st    Henry Zipperlen      Bowl  
2nd    Mitchell Friedman      Big Red Bowl  
3rd    Gary Mayhew      Salad Bowl w/ Bowties

### Turning 2

1st    Mike Josiah      Burl Vase  
2nd    Mitchell Friedman      Starwood  
3rd    Barry Saltsberg      Blue Platter

### Unique

1st    Mitchell Friedman      The Glory  
2nd    Robert Scharf      Dulcimer

### Judges Commendation

Doug Bartow      Fruit Bowl w/ Apple  
Henry Zipperlen      Bowl

JOHN KEANE EXCELLENCE IN CRAFTSMANSHIP AWARD



JOSEPH MADAY

# FURNITURE 1



**FIRST PLACE - ROBERT DEMARCO**



**SECOND PLACE - JOHN SOLTYSIK**

## FURNITURE 2



**FIRST PLACE - JOSEPH MADAY**





**SECOND PLACE - JEANNE OSIAS**



**THIRD PLACE - ROBERT NYMAN**

## FURNITURE 3



**FIRST PLACE - COREY TIGHE**



**SECOND PLACE - BEN NAWRATH**



**THIRD PLACE - CARY LANGE**

## ACCESSORIES



**FIRST PLACE - ALAIN TIERCY**



**SECOND PLACE - ROBERT NYMAN**



**THIRD PLACE - DENNIS PALUMBO**

# CARVING



**FIRST PLACE - FRANK NAPOLI**



**SECOND PLACE - MITCHELL FRIEDMAN**



**THIRD PLACE - ROLF BEUTTENMULLER**

# INTARSIA



**FIRST PLACE - ROLF BEUTTENMULLER**





**SECOND PLACE - CHRIS MALLON**



**THIRD PLACE - ROBERT CARPENTIER**


## SCROLLWORK



**FIRST PLACE - ALAIN TIERCY**




**SECOND PLACE - PATRICIA LERNER**



**THIRD PLACE - ROBERT CARPENTIER**

## SPECIALTY TOOLS/JIGS



**FIRST PLACE - NORMAN BALD**



**SECOND PLACE - BILL LEONHARDT**



**THIRD PLACE - BEN NAWRATH**

## SEGMENTED TURNING



**FIRST PLACE - JIM MOLONEY**



**SECOND PLACE - RAY BOHN**



**THIRD PLACE - CHRIS MALLON**

TOYS/CRAFTS/GAMES



FIRST PLACE - STEVE GAZES



## TURNING 1



**FIRST PLACE - HENRY ZIPPERLEN**



**SECOND PLACE - MITCHELL FRIEDMAN**



**THIRD PLACE - GARY MAYHEW**

TURNING 2



FIRST PLACE - MIKE JOSIAH



**SECOND PLACE - MITCHELL FRIEDMAN**



**THIRD PLACE - BARRY SALTSBERG**

UNIQUE



FIRST PLACE - MITCHELL FRIEDMAN



SECOND PLACE - ROBERT SCHARF

## JUDGES COMMENDATION



DOUG BARTOW



HENRY ZIPPERLEN

## SECRETARY'S NOTES



MICHAEL R. MITTLEMAN

LIW President Mike Daum called the September 4th General Meeting to order at 7:15 PM. The session was in-person at the Brush Barn and live-streamed via Zoom.

**Announcements**

Mike D. urged members to get their Annual Show Exhibit Forms to him ASAP. As of tonight, there are two days until the Annual Show.

Exhibit forms are available on our website and in our newsletter.

Mike mentioned that more exhibits were needed. The Cradle of Aviation is a large space, and many projects are required to fill it appropriately.

Show Chair Bob Lerner updated members on matters related to the exposition:

Set-up for the exhibits will be September 6<sup>th</sup> between 9:30 AM – 5:00 PM.

Rob DeMarco will head up the Garage Sale.

Mike Luciano is in charge of the Gift Shop.

Ray Bohm will handle coffee and donuts.

Mike announced that Brian Monks will lead the new woodworking technology SIG. Thanks, Brian.

Tom Ryan provided a brief update regarding the Girl Scouts' request for assistance with the woodworking merit badge for its members. Anyone interested in assisting on this project should contact Tom directly.

Mike D. is scheduling the next project for the Canine Companions for the end of the month.

Mike also announced that Vice President Corey Tighe has been selected for the Woodworking Network's "40 Under 40" recognition. Congrats, and well deserved, Corey.

Collection of LIW dues for 2025 will start this September. The cost is unchanged.

**SHOW AND TELL** Ben Nawrath showed his first green wood project, a stool, as part of a course offered by Justin Matranga and Corey Tighe. He discussed the processes and materials he used. Will it be ready for the show? Curious minds want to know.

**TREASURER'S REPORT** No report.

**MEMBERSHIP REPORT** Membership Director Steve Kelman mentioned a couple of new members and said payment of 2025 dues is now being accepted. Of course, donations are welcome, as always.

**RAFFLE** The winners were Steve Applebaum and Alain Tiercy. Congratulations, gentlemen.

**Other Business**

LICFM Meeting, Ben Nawrath, SIG Pres., 9/10/2024. We'll look through show photos and invite members to tell us about the project, challenges they faced, new skills learned, etc. People are asked to bring some snacks and drinks, and we'll have a nice little chill hang as we decompress from the Annual Show weekend. Meeting at the Brush Barn.

LIWG Meeting, Jim Moloney, SIG Pres., 9/12/2024. Charlie Felsen will be turning mushrooms. Meeting at the Kings Park K of C.

LISA Meeting, Patti Lerner, SIG Pres., 9/19/2024. The scrollers will be having a show debriefing, planning for the upcoming months, and, most importantly, celebrating the scrollers' 20th anniversary. Meeting at the Kings Park K of C.

SSOW Meeting, Frank Napoli, SIG Pres., 9/26/2024. Open individual carving. Meeting location: The Woodturning Store Warehouse: 81A E Jefryn Blvd, Deer Park, NY 11729. Time 11A – 1P.

### Discussion – Some Jigs

Buddy Savoie started the discussion by showing various router jigs he uses for cabinet-making. These included a “Poor Man’s” surfacing jig, a Collins Plywood Prep Bit, and an Amana 1/16” Radius Bit. Mike Daum showed a tapered sliding dovetail jig, a planer and joiner blade sharpening jig, and a slanted box joint jig.

Both presenters explained how their jigs improved the efficiency and accuracy of the associated tasks. The design of these labor savers was ingenious in its simplicity and effectiveness. Thank you for sharing your knowledge.

### UPCOMING EVENTS

The LIW Annual Show will be held from September 6<sup>th</sup> (setup only) through the 8<sup>th</sup>.

The next General Meeting will be held in person at the Brush Barn at 7 PM on October 2, 2024.

The LIW Board Meeting is scheduled for 7 PM on October 21, 2024, in person at the Hauppauge Palace Diner, 525 Smithtown Bypass, Hauppauge, NY 11788.

The meeting adjourned at 8:45 PM.



LICFM



BOB WOOD

The September 10th Cabinet and Furniture Makers meeting was dedicated to a review of some of the show items. It was a random selection as we scrolled through the photos. The selections are briefly described and demonstrate the club members' variety of work. It is unintentional that the names of some projects are cited, but others are not. No offense is meant to anybody. Below is a listing of some of the pieces.

Corey Tighe's guitar pick stool is made from sapele.

Second-place entry was a table with a burl wood top.

Table with iron legs that may have come from a sewing machine.

Oak table with wedged tenons and tiger maple top.

Coffee table with epoxy-filled top and wedged legs. Wedges are 90 degrees to the grain to prevent splitting.

Charlie Morehouse built a side table; I hope I'm correct, Charlie, with carved ball and claw legs.

Leo Meliak built a Rubio workbench using European Beech for the top and Southern Yellow Pine for the rest. The bench can be disassembled using wedged tenons.

Table with creative flowery knobs.

Ben Nawrath showed his greenwood stool.

CD rack made of cherry.

Joe Pascucci made a step stool utilizing piano hinges to make it collapsible. Plans are available online.

Jean Piotrowski displayed a stereo cabinet with an excellent choice of wood—walnut and spalted maple with appealing grain patterns. The legs were shaped like large handles.

Joe Maday saw a photo of a Bombay Chest at Sotheby's twelve years ago and reproduced it. The center of the top is a matched burl; the banding is ash. Quarter-sawn elm was also used in the construction. The top of the chest was dovetailed and delicate. Joe was told the top may have been separate, but he could find no evidence. Joe also said he had to bend the brass fixtures to fit the curves of the chest. The brass is cast, which I believe is from White Castle or Optimum Brass. The cabriolet legs were reinforced with blocks with no mechanical joinery. The finish was shellac.

A floating tabletop was in the right light to show brush strokes.

Another table had a marble top with the legs splayed inward

A table with marquetry.

Rob DeMarco made a surfboard-shaped slab table out of walnut. Rob finished it with Sutherland Welles. Rob was offered one thousand dollars for the item.

A beautiful violin restoration was exhibited.

A jewelry box made to look like a backpack. It was all wood, including the straps.

Frank Napoli carved a gracious-looking horse.

Barry Saltsberg turned a plate – blue in the middle with a scalloped carved wooden surround.

Pat Lerner scrolled a hummingbird from Baltic birch and sapele. As is the case, Pat painted the bird with acrylic, which showed iridescence on the throat.

Dennis Taddeo made a veneered box.

Rolf Beuttenmuller scrolled an owl from lignum vitae. Rolf used the wood grain to make the feathers look real. The frame also enhanced the presentation.

A twenty-year-old canoe was also shown.

Jim Moloney turned a segmented wood vase with a band. Four woods were incorporated - white oak, yellow heart, walnut, and maple.

A cannon was another segmented turning. The barrel looked real. The base and wheels are also all wood.

Joe Nyman made a tool cabinet from salvaged mahogany. Joe glued strips together to make the panels.

As mentioned previously, there were many other entries worthy of mention, but hopefully, the sampling provides a good representation of the club's skills and experience.

Additional comments concerned the judging, placement of projects, and listing of awards in a prominent space. The turnout of visitors was better than last year, which could have been due to a Newsday article the previous Thursday.

LISA



BOB LERNER

President Patti Lerner called the meeting to order at 7:10 PM.

**ANNOUNCEMENTS** We celebrated the 20<sup>th</sup> Anniversary of the Long Island Scrollsaw Association. Several founding members were in attendance, including Joe Pascucci, Alain Tiercy, Bob Urso, Charlie Felsen, Steve Gazes, Richie Zimmerman, and Bernie Hunt. Patti brought three flavors of homemade ice cream and a special cake. Alain's wife made her fabulous Macaroons.

**NEW MEMBER** New member Bobby Fiano attended the meeting. She has a Hawk Scroll Saw and would like to learn to scroll.

**SHOW NEWS** A very successful 2024 show was held at the COA on Sept. 7th and 8th. Our SIG had a large number of beautiful projects on display. The holiday tree raffle, with over 100 ornaments, was a big success. The Toy Shop gave out the 280 toys we had made in advance. Many more were made during the show, and they were given to many happy kids.

We discussed selling ornaments and using a tree as a display stand for next year's show.

Next year, we plan to place the magazine projects display on a table on the show floor instead of in the SIG demo area.

#### UPCOMING MEETINGS

Oct – Patti L. and Jean P. will do a presentation on painting your projects.

**SHOW AND TELL** Alain Tiercy – showed a non-glare acrylic sheet for use in framing projects. It is available locally at Home Depot and Dick Blick Art Supplies.

**DISCUSSION** We discussed future meeting topics to include:

- Airbrush painting (Walter Roth)
- Picture frames (Alain Tiercy)
- Cutting puzzles (Jack Curio)
- Lathe art (Ed Piotrowski and Charlie Felsen)

We are considering adding a monthly chapter challenge to create show entries throughout the year. This would avoid the last-minute lack of projects and recycling of old ones.

Richie Zimmerman suggested adding a no-cost sustaining membership to allow previous members to keep in touch with club events but no longer attend meetings.

*Editor's note: Anyone can keep up by simply checking our website.*



Top left: Alain Tiercy showing the anti-glare acrylic. Top right: Joe Pascucci speaking about the SIG history.

Bottom: LISA 20th anniversary celebration





Top: LISA Founding members. From left: Rich Zimmerman, Alain Tiercy, Bob Urso, Bernie Hunt, Joe Pascucci, Charlie Felsen & Steve Gazes.

Left: The LISA anniversary cake.



Top: Patti Lerner & Iris Zimmerman with the goodies!

Right: Patti Lerner with her show entry Cool Cat Taz painted to match the real cat.



## TURNER'S GUILD



## BOB LERNER

President Jim Moloney called the September 12th meeting to order at 7:10 PM.

**ANNOUNCEMENTS** The club members get a 10% discount from Penn State Industries. Contact Jean Piotrowski to be added to the list.

The Mid Atlantic Woodturning Symposium was held in Lancaster, PA, from 9/19/24 to 9/21/24. Many of our members attended the show. Mitch Friedman won the Best Decorated Award, and Gary Mayhew won the Best Segmented Award. Congratulations to both of them on their well-deserved honors!

**SHOW** The show was held on Sept 7<sup>th</sup> and 8<sup>th</sup>, 2024. It was a great success. We had members from both clubs turning on 3 lathes throughout the show. Ed Piotrowski gave an excellent seminar titled Learn to Turn a Pen. Mike Josiah presented a Learn to Turn a Bowl from a Log seminar expertly. Many turning items, tools, and finishing supplies were available from LI Woodworking Supply, Stainless Bottle Stoppers, Sutherland Welles, and Enkay Tools. A nice selection of turning blanks and slabs was available from Pine Barren Creations.

**UPCOMING DEMOS**

Future date TBD - Charlie Felsen will turn a mushroom.  
 October – Rob Crespolini will turn a “stash box” to hide money, keys, etc.  
 November – Ed P. and Joe P. will turn holiday ornaments.  
 December – Holiday Party

**CHAPTER CHALLENGE (CC)**

September – Turn a goblet.  
 October – Turn something.

**SHOW AND TELL**

Joe Pascucci – cherry goblet (CC).  
 Barry Saltsberg – maple captive ring goblet and a walnut/walnut burl goblet (CC).

**PRESENTATION**

Jim Moloney showed a YouTube video of himself designing and building a segmented turning blank. To view the presentation, search YouTube for “Jim Moloney segmented turning.”

Jim suggested a good book called *Woodturning with Ray Allen: A Master's Designs & Techniques for Segmented Bowls and Vessels* by Dale Nish. It's available on Amazon.

Jim discussed some design software and hardware that is available from WoodTurnerPro.com to include:

3D Design Pro – graphical curve editor (free download)  
 Lamination Pro – design a feature ring  
 Segment Pro – design tool to create segmented bowls  
 Hardware Stomper – used to align rings when gluing up

He also discussed some fixtures available from SegEasy.com:

The wedgie sled used to cut the segments on a table saw (free plan download)  
Wedgies used to set the wedgie sled

We enjoyed Jim's video unlocking the secrets to making a segmented turning blank.

Thank you, Jim!

### FROM THE MID ATLANTIC WOOD TURNING SYMPOSIUM



Gary Mayhew  
and his project,  
left and left;  
  
Mitch Friedman  
right and right.





SSOW PHOTOS



Pg. 49

1. Top: Bob Urso, Frank Napoli, Steve Blakely.
2. John Kellas, Patti Lerner, Mitch Friedman.
3. Mitch Friedman's cowboy.

Pg. 49

1. Top left: Frank Napoli and his mouse.
2. John Kellas
3. Steve Blakely
4. Patti Lerner and her carved Santa pen.



**LOCK, STOCK & DARYL****BEN NAWRATH, MICHAEL  
MITTLEMAN & DARYL ROSENBLATT****Contributor:** Daryl Rosenblatt**Website:** [https://www.youtube.com/watch?v=KoCJ4V\\_ySmM&t=179s](https://www.youtube.com/watch?v=KoCJ4V_ySmM&t=179s)**Presenter/Author:** Lee Dumond/ Busted Knuckle Woodworks / 14:48**Title:** This Weird Clamp Will Save You Hundreds \$\$\$

**Description:** I've tried various forms of panel clamps and have yet to find a better solution than making things flat and square and clamping them up with cauls. Many others prefer the panel clamp method. (I saw the dream version in Harry's Urban Hardwoods shop, the wall-mounted super monster—out of price range and space for most of us, so I'm ignoring it so this video can have meaning.)

The presentation is fake and hokey, but he makes some points about using unistruts for panel clamps. It's an interesting starting point for this type of assembly. If we had a meeting just on panel clamps, we would probably have 20 solutions from 18 members; so here is no. 21, and let's start the discussion.

Please note that Mike Mittleman pointed out I reviewed part 2. Here is the link for part 1.

<https://www.youtube.com/watch?v=vzhILT7axcA&t=306s>

**Contributor:** Mike Mittleman**Website:** [https://www.youtube.com/watch?v=juWXXIRTJ\\_g&list=WL&index=1](https://www.youtube.com/watch?v=juWXXIRTJ_g&list=WL&index=1)**Presenter/Author:** Rex Krueger / 13:24**Title:** Build this Steam Box. Bend wood into CRAZY curves.

**Description:** At some point, I suppose most woodworkers try their hands at bending wood. Obtaining the materials needed for the steam box, selecting an appropriate wood species for bending, having an adequate clamping system in place, and getting the inevitable burn from escaping steam or handling super hot stock fresh out of the steamer. And lest I forget, building a mold. This video provides an overview of most of the steps involved but essentially skips mold details.

My first venture was a DIY plywood steam box built following plans obtained from Rockler along with the steam generator. The project was a success, and bent wood projects were followed shortly thereafter. Some lessons learned included using gloves while handling material fresh from the steam box; trying some test pieces before bending the project lumber is essential; water will inevitably spill on the floor; and the bending paraphernalia (steam box, generator, and mold) are a pain to store when not in use.

I recommend this video because of its practical advice and approachability. Moreover, using readily available PVC pipe for the steam box results in a mechanism clearly superior to plywood, though it is more expensive. Several “how-to” construction videos are available.

**Contributor:** Ben Nawrath

**Website:** <https://www.youtube.com/watch?v=PdPpdc8H8sE>

**Presenter/Author:** Frank Howarth

**Title:** Fast Cherry Bowl / 11:17 with a full minute of glamor shots at the end

**Description:** At first, I thought this looked like a neat way to embellish a bowl, much like the old curvy stripe through a cutting board. But he starts the video showing a rough turned blank that's been sitting around for years and had turned obround, almost football-shaped. That's when the lightbulb came on. By cutting it up the middle and adding some flat boards, he's essentially making the blank round again. I happen to have a small mulberry blank that is a reasonable facsimile of an avocado I'd like to try this on! There are a few little details along the way, and he makes use of the biggest disc sander I've ever seen to flatten things, but overall, it's super simple and a great way to salvage a blank that may not otherwise be usable. Please enjoy.

## TRAVELS WITH CHARLIE

When inserting brass sleeves into pen blanks, sometimes the glue gets into the brass. The dried glue can make it nearly impossible to thread the sleeve onto the mandrel without drilling or reaming it. I've read a few tips. One is pushing the brass into a potato to block it, and the one I have been using is pushing the brass into Play-Doh.

## PUZZLE

MICHAEL R. MITTLEMAN

## Halloween? Already?

1	2	3	4	5	6
7					
8					
9					
10					
11					

## Clues

## Across

1. On the train
7. Slippery soap
8. LI born and raised
9. Muslim decrees
10. Stair posts
11. Lots of green

## Down

1. Shade provider
2. Check payee, maybe
3. Pontiac, e.g.
4. Puts up with
5. Loose stitches
6. Fancy

5	9	3	4	2	1	6	7	8
1	6	7	9	8	3	5	4	2
2	8	4	7	6	5	3	9	1
3	7	8	5	1	2	9	6	4
4	5	2	6	7	9	1	8	3
6	1	9	8	3	4	2	5	7
9	3	6	1	4	8	7	2	5
7	4	1	2	5	6	8	3	9
8	2	5	3	9	7	4	1	6

Solution to September